



Attachments

9.1 **MANAGER OF PLANNING & ASSETS**

9.1.1 Maps, List of Properties

9.2 **MANAGER OF CORPORATE SERVICES**

9.2.1 List of Accounts

9.2.2 Financial Reports

9.2.4 Fees & Charges 2023/24

9.4 **CHIEF EXECUTIVE OFFICER**

9.4.2 Compliance Audit Return

9.4.3 Unconfirmed Minutes

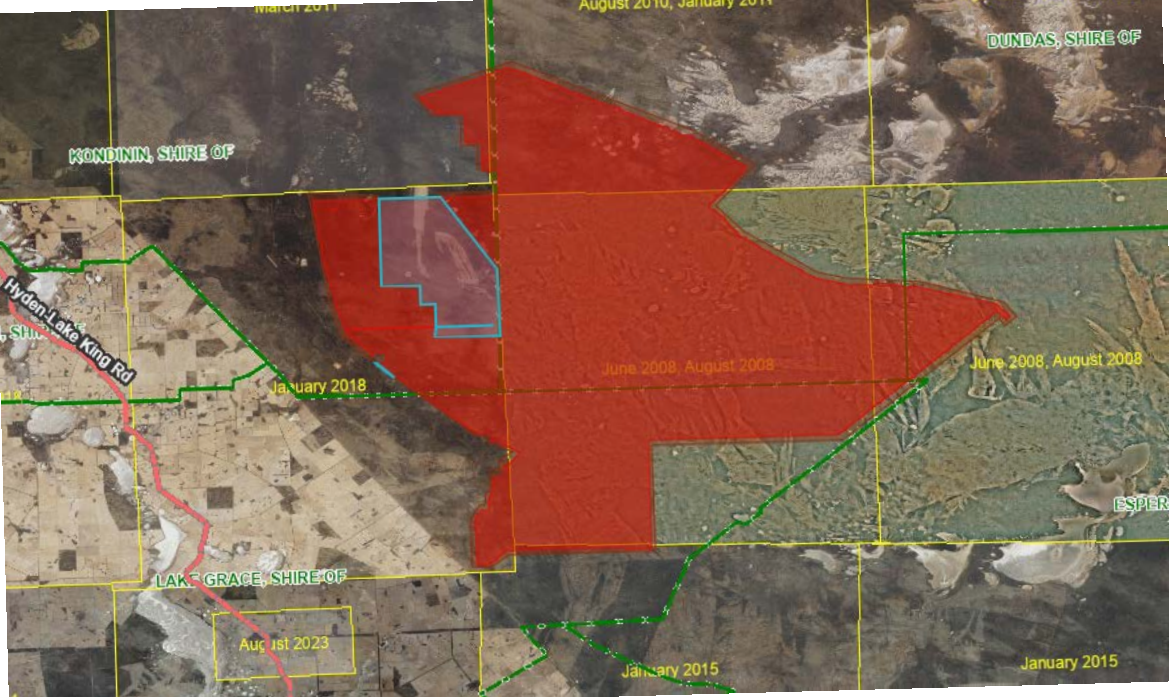
9.4.5 Corporate Business Plan Report

9.4.7 *CONFIDENTIAL*: Letter from Joint Standing Committee on Delegated Legislation (will be provided as a separate attachment)

March 2024

Referral ID
13565

PIN	Lot Number	Survey Number	Street Address	Locality Suburb	Townsite	LGA	Region	CLT	Reserve Number	Area (Ha)	Part Pin	Part Pin Comment	Reserve Purpose	Referee Comment	Selected Tenure
642733				FORRESTANIA		KONDININ(S)	Wheatbelt			24182.71	TRUE	Split - Possible Freehold for approximately 5,000 ha on the north west corner (highlighted green on portal map)			ReserveWithPowerToLease
642759	68	DP204333		FORRESTANIA		KONDININ(S)	Wheatbelt	LR3021/348		424.39	TRUE	SPLIT - 284.40 ha available for possible allocation in eastern area of land parcel (highlighted orange on portal map)			ReserveWithPowerToLease
642760	70	DP204333		FORRESTANIA		KONDININ(S)	Wheatbelt	LR3021/348		426.56	TRUE	SPLIT - 213.20 ha available for possible allocation in eastern area of land parcel (shaded orange)			ReserveWithPowerToLease
642761	71	DP204333		FORRESTANIA		KONDININ(S)	Wheatbelt	LR3021/348		424.32	TRUE	SPLIT - approximately 216.20 ha available for possible allocation (shaded orange on portal map)			ReserveWithPowerToLease
642818				FORRESTANIA		KONDININ(S)	Wheatbelt			41301.97	TRUE	Split - Possible Freehold approximately 30000 ha on the Western side (shaded green on portal map).			ReserveWithPowerToLease
642821				FORRESTANIA		KONDININ(S)	Wheatbelt			6945.83	TRUE	SPLIT - approximately 3997 ha for potential allocation in western area (shaded orange on the portal map)			ReserveWithPowerToLease
642827				FORRESTANIA		KONDININ(S)	Wheatbelt			1761.89	TRUE	SPLIT - approximately 1229.90 ha for possible allocation in the western area (shaded orange on the portal map)			ReserveWithPowerToLease
642841				FORRESTANIA		KONDININ(S)	Wheatbelt			1393.65	TRUE	approximately 104.10 ha available for potential allocation in the western area (shaded orange on the portal map)			ReserveWithPowerToLease
642854	218	DP204700		FORRESTANIA		KONDININ(S)	Wheatbelt	LR3016/593		828.71	TRUE	SPLIT - approximately 330.10 ha available for possible allocation in western area (shaded orange on portal map)			ReserveWithPowerToLease
642930	64	DP204330		FORRESTANIA		KONDININ(S)	Wheatbelt	LR3021/347		475.67	TRUE	SPLIT - approximately 233.80 ha available for potential allocation in eastern area (shaded orange on portal map)			ReserveWithPowerToLease
642932	67	DP204330		FORRESTANIA		KONDININ(S)	Wheatbelt	LR3021/347		471.55	TRUE	SPLIT - approximately 186.70 ha available for potential allocation in the eastern area (shaded orange on the portal map)			ReserveWithPowerToLease
642937	58	DP204361		FORRESTANIA		KONDININ(S)	Wheatbelt	LR3021/347		553.65	TRUE	SPLIT - approximately 62 ha available for potential allocation in easter area (shaded orange on portal map)			ReserveWithPowerToLease
642938	66	DP204330		FORRESTANIA		KONDININ(S)	Wheatbelt	LR3021/347		432.28	FALSE				ReserveWithPowerToLease
642939	65	DP204330		FORRESTANIA		KONDININ(S)	Wheatbelt	LR3021/347		412.82	TRUE	SPLIT - approximately 291.40 ha available for potential allocation (shaded orange on portal map)			ReserveWithPowerToLease
642942	80	DP204330		FORRESTANIA		KONDININ(S)	Wheatbelt	LR3021/347		484.61	TRUE	SPLIT - approximately 193.20 ha available for possible allocation in the southern area (shaded orange on the portal map)			ReserveWithPowerToLease
1031111				FORRESTANIA, HATTER HILL, NORSEMAN		DUNDAS(S), ESPERANCE(S), KONDININ(S), LAKE GRACE(S)	Goldfields-Esperance, Wheatbelt			318687.27	TRUE	Split - Possible Reserve for 14,500 ha within the claim boundary in the north east - outside the mining tenure.			ReserveWithPowerToLease
1201289				FORRESTANIA		KONDININ(S)	Wheatbelt			275.93	TRUE	SPLIT - approximately 90.3 ha available for possible transfer in easter area of land parcel (shaded orange on the portal map)			ReserveWithPowerToLease
1201292				FORRESTANIA		KONDININ(S)	Wheatbelt			5390.63	TRUE	SPLIT - approximately 2219.20 ha available for possible transfer in the western area of the land parcel (shaded orange on the portal map)			ReserveWithPowerToLease

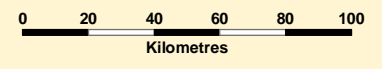


SOUTH WEST SETTLEMENT AGREEMENTS

WITH REGIONAL DEVELOPMENT COMMISSION AND LOCAL GOVERNMENT BOUNDARIES

LEGEND

- Ballardong People Agreement Area
- Gnaala Karla Booja Agreement Area
- South West Boorah #2 Agreement Area
- Wagyl Kaip Agreement Area
- Whadjuk People Agreement Area
- Yued Agreement Area
- LGA Boundary
- Regional Development Commission Boundaries
- Goldfields
- Great Southern
- Mid West
- Peel
- Perth
- South West
- Wheatbelt
- Town



Latitude and Longitude based on Geocentric Datum of Australia 1994

DATA SOURCES

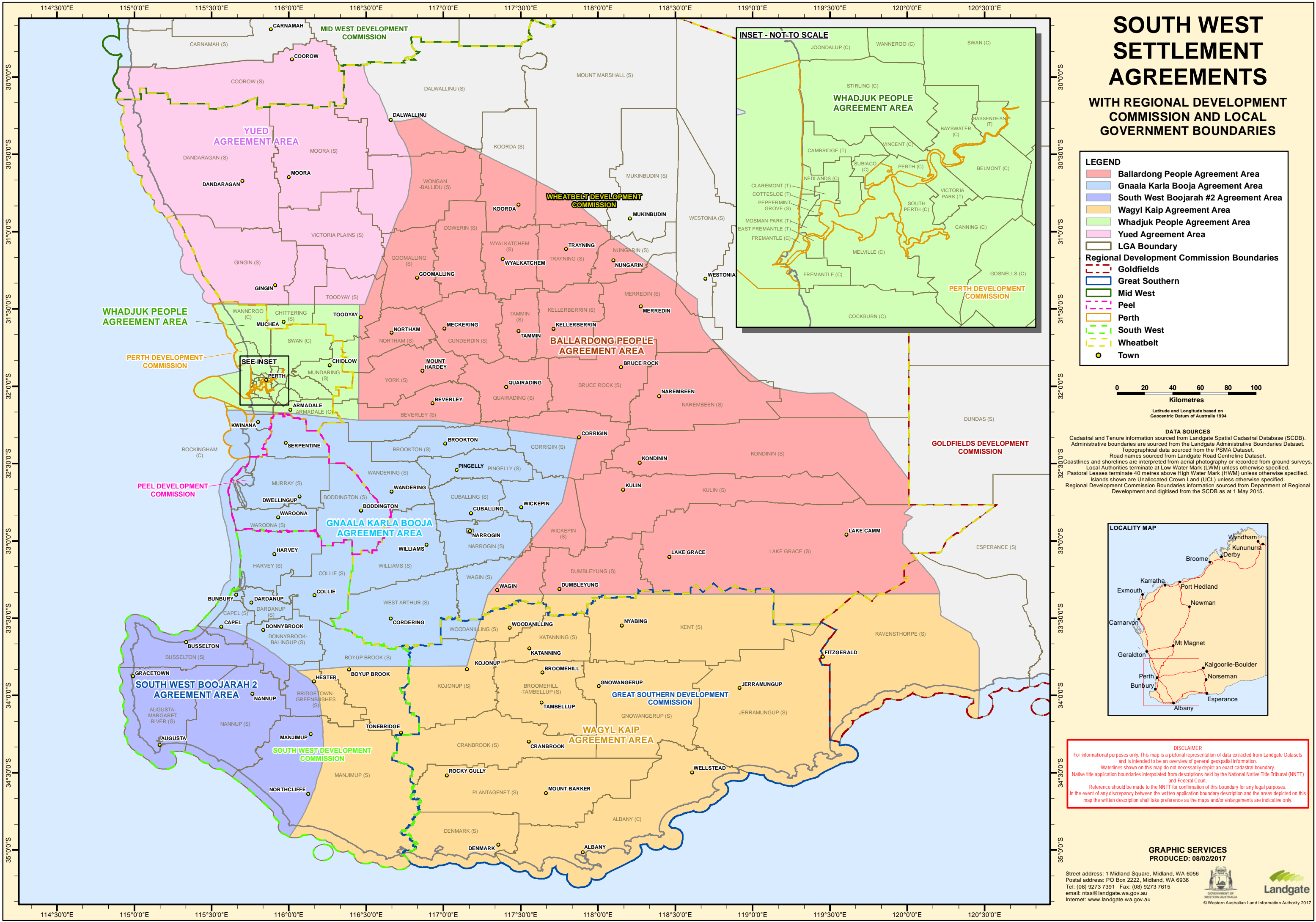
Cadastral and Tenure information sourced from Landgate Spatial Cadastral Database (SCDB).
 Administrative boundaries are sourced from the Landgate Administrative Boundaries Dataset.
 Topographical data sourced from the PSMA Dataset.
 Road names sourced from Landgate Road Centreline Dataset.
 Coastlines and shorelines are interpreted from aerial photography or recorded from ground surveys.
 Local Authorities terminate at Low Water Mark (LWM) unless otherwise specified.
 Pastoral Leases terminate 40 metres above High Water Mark (HWM) unless otherwise specified.
 Islands shown are Unallocated Crown Land (UCL) unless otherwise specified.
 Regional Development Commission Boundaries information sourced from Department of Regional Development and digitised from the SCDB as at 1 May 2015.



DISCLAIMER
 For informational purposes only. This map is a pictorial representation of data extracted from Landgate Datasets and is intended to be an overview of general geospatial information.
 Waterlines shown on this map do not necessarily depict an exact cadastral boundary.
 Native title application boundaries interpolated from descriptions held by the National Native Title Tribunal (NNTT) and Federal Court.
 Reference should be made to the NNTT for confirmation of this boundary for any legal purposes.
 In the event of any discrepancy between the written application boundary description and the areas depicted on this map the written description shall take preference as the maps and/or enlargements are indicative only.

GRAPHIC SERVICES
 PRODUCED: 08/02/2017

Street address: 1 Midland Square, Midland, WA 6056
 Postal address: PO Box 2222, Midland, WA 6936
 Tel: (08) 9273 7391 Fax: (08) 9273 7615
 email: nts@landgate.wa.gov.au
 Internet: www.landgate.wa.gov.au



9.2.1 List of Accounts

20th March 2024

CERTIFICATE OF CHIEF EXECUTIVE OFFICER

The Schedule of Cheques, EFTs and Direct Debits as submitted to each Member of Council on 20th March 2024 have been checked and is fully supported by Vouchers and Invoices which have been duly certified as to the receipt of goods and rendition of services and as to prices, computations and costings and the amounts shown have been paid. Details as follows:

Municipal Account

Electronic Fund Transfers	EFTs18248 - 18370; 18372 - 18404	\$	684,804.96
Cheques	19380 to 19390	\$	55,420.23
Direct Debits - Transport - Hyden		\$	14,099.95
Direct Debits - Transport - Kondinin		\$	20,640.80
Direct Debits - Credit Cards	DD20936.1	\$	507.79
Direct Debits - Other		\$	25,831.16
EFTPOS Merchant Fees & Tyro		\$	1,417.61
Bank Fees - NAB Connect		\$	81.58
Payroll EFTs		\$	130,400.43
Total Muni		\$	933,204.51

Trust Account

Cheque/s		\$	-
Electronic Fund Transfers	EFTs18247 & 18371	\$	680.00
Total Trust		\$	680.00

TOTAL **\$** **933,884.51**

Signed:


CHIEF EXECUTIVE OFFICER

List of Accounts Due & Submitted to Council 01/02/2024 to 29/02/2024

Chq/EFT/ INV	Date	Name	Description	Bank	Inv Amount	Paid Amount
EFT18247	01/02/2024	Wesley J BENNELL	RETURN OF HOUSING BOND	2		(\$380.00)
T75	01/02/2024	Wesley J BENNELL	RETURN OF HOUSING BOND	2	\$380.00	
EFT18248	05/02/2024	Kondinin Building Service - Contract	Maintenancework for Kondinin Hall, Kondinin Caravan Park, Hyden Tennis Club, No. 76 (Lot 44) Hospital staff house	1		(\$2,376.22)
906	29/01/2024	Kondinin Building Service - Contract	Maintenancework for Kondinin Hall, Kondinin Caravan Park, Hyden Tennis Club, No. 76 (Lot 44) Hospital staff house	1	\$2,376.22	
EFT18249	08/02/2024	Merredin Telephone Services	Security Monitoring 23/24	1		(\$44.00)
3103	01/02/2024	Merredin Telephone Services	Security Monitoring 23/24	1	\$44.00	
EFT18250	08/02/2024	Hyden Progress Association	Demolition and Relocation of Hyden Railway Barracks	1		(\$2,640.00)
24002	23/01/2024	Hyden Progress Association	Demolition and Relocation of Hyden Railway Barracks	1	\$2,640.00	
EFT18251	08/02/2024	HANNAH REPACHOLI	Rolls for thanks a volunter day	1		(\$45.00)
REIMBURSEME	06/02/2024	HANNAH REPACHOLI	Rolls for thanks a volunter day	1	\$45.00	
EFT18252	08/02/2024	Resonline Pty Ltd	Room Manager monthly fee 23-24	1		(\$84.70)
162008	31/01/2024	Resonline Pty Ltd	Room Manager monthly fee 23-24	1	\$84.70	
EFT18253	08/02/2024	DIRECT ELECTRICAL SERVICES	Smoke alarms and electrical checks at 28 Repacholi house for GROH lease	1		(\$357.50)
104	05/02/2024	DIRECT ELECTRICAL SERVICES	Smoke alarms and electrical checks at 28 Repacholi house for GROH lease	1	\$357.50	
EFT18254	08/02/2024	St Luke's Anglican Parish	Bendering Hall original trowel	1		(\$67.50)
289	17/01/2024	St Luke's Anglican Parish	Bendering Hall original trowel	1	\$67.50	
EFT18255	08/02/2024	Avon Waste	Domestic Rubbish	1		(\$25,945.44)
60612	31/01/2024	Avon Waste	Domestic Rubbish, Recycling, KN WTS, HY WTS, Landfill	1	\$25,945.44	
EFT18256	08/02/2024	BOC Limited	Medical Oxygen Cylinders	1		(\$61.89)
4035838572	29/01/2024	BOC Limited	Medical Oxygen Cylinders	1	\$61.89	
EFT18257	08/02/2024	Corrigin Shire Council	EHO Services scheme Dec 24	1		(\$4,875.20)
17912	25/01/2024	Corrigin Shire Council	EHO Services scheme Dec 24	1	\$4,875.20	
EFT18258	08/02/2024	Eziway Food Stores Kondinin	Office sonsumables	1		(\$550.88)
JAN 24	31/01/2024	Eziway Food Stores Kondinin	Office consumables gst, caravan park consumables gst, depot consumables gst, pool consumables gst, 51 jones cleaning consumables gst, Newspaper jan 24	1	\$550.88	
EFT18259	08/02/2024	A & M Nelson	1000km safety check - KN54	1		(\$71.50)
6986	31/01/2024	A & M Nelson	1000km safety check - KN54	1	\$71.50	
EFT18260	08/02/2024	Telstra Limited	PHONE & INTERNET USAGE	1		(\$2,079.92)
1214778000	08/02/2024	Telstra Limited	PHONE & INTERNET USAGE	1	\$2,079.92	
EFT18261	08/02/2024	Landgate	Mining Tenements M2024/1	1		(\$43.50)
390863	25/01/2024	Landgate	Mining Tenements M2024/1	1	\$43.50	
EFT18262	08/02/2024	LGISWA	Grant Writing Course - CDO	1		(\$1,045.00)
38077	01/02/2024	LGISWA	Grant Writing Course - CDO	1	\$1,045.00	
EFT18263	08/02/2024	Liberty Rural	DIESEL - KONDININ & HYDEN DEPOTS	1		(\$18,025.50)
320000641	22/01/2024	Liberty Rural	DIESEL - KONDININ & HYDEN DEPOTS	1	\$8,968.00	
3960993	23/01/2024	Liberty Rural	DIESEL - KONDININ & HYDEN DEPOTS	1	\$9,057.50	
EFT18264	08/02/2024	Best Office Systems	Photocopier Contract	1		(\$154.63)
626789	24/01/2024	Best Office Systems	Photocopier Contract	1	\$154.63	
EFT18265	08/02/2024	MOORE AUSTRALIA (WA) PERTH	2024 Budget Workshop - 23 February 2024 Attend in Person	1		(\$1,320.00)
3887	14/12/2023	MOORE AUSTRALIA (WA) PERTH	2024 Budget Workshop - 23 February 2024 Attend in Person	1	\$1,320.00	
EFT18266	08/02/2024	Tressies Caravan Park & Museum	Reimbursement for fuel for vehcile	1		(\$275.84)
0001	22/01/2024	Tressies Caravan Park & Museum	Site Preparation For Karlgarin C Site	1	\$110.00	
REIMBUSREM ENT	06/02/2024	Tressies Caravan Park & Museum	Reimbursement for fuel for vehcile	1	\$165.84	
EFT18267	08/02/2024	T-QUIP	2x Belts, 2x Blades - KN215 & KN3031 Lawn Mowers	1		(\$396.35)
126341	24/01/2024	T-QUIP	2x Belts, 2x Blades - KN215 & KN3031 Lawn Mowers	1	\$396.35	
EFT18268	08/02/2024	FEGAN BUILDING SURVEYING	Building Services 23/24	1		(\$792.00)
1084	31/01/2024	FEGAN BUILDING SURVEYING	Building Services 23/24	1	\$792.00	
EFT18269	08/02/2024	ELGAS LIMITED	45 kg Gas Cylinders	1		(\$341.44)

List of Accounts Due & Submitted to Council 01/02/2024 to 29/02/2024

Chq/EFT/ INV	Date	Name	Description	Bank	Inv Amount	Paid Amount
1611033510	29/01/2024	ELGAS LIMITED	45 kg Gas Cylinders	1	\$341.44	
EFT18270	08/02/2024	THE AG SHOP	4 pce milwaukee kit	1		(\$2,208.27)
10010915	29/01/2024	THE AG SHOP	Honda motor for compressor	1	\$770.00	
10010965	31/01/2024	THE AG SHOP	4 pce milwaukee kit	1	\$1,438.27	
EFT18271	08/02/2024	South West Rubber Stamps	Record Stamps x3	1		(\$64.80)
57210	18/01/2024	South West Rubber Stamps	Record Stamps x3	1	\$64.80	
EFT18272	08/02/2024	Artistralia Pty Ltd	Sonic 2 Copyright	1		(\$198.00)
12737	03/01/2024	Artistralia Pty Ltd	Sonic 2 Copyright	1	\$198.00	
EFT18273	08/02/2024	WE WILL DO CLEANING SERVICE	Cleaning Services	1		(\$2,329.25)
31 23/24	29/01/2024	WE WILL DO CLEANING SERVICE	Cleaning Services	1	\$2,329.25	
EFT18274	08/02/2024	MINERAL CRUSHING SERVICES (WA) PTY LTD	Approx. 112 T of 10mm aggregate	1		(\$9,869.20)
2473	08/01/2024	MINERAL CRUSHING SERVICES (WA) PTY LTD	Approx. 112 T of 10mm aggregate	1	\$5,000.60	
2480	12/01/2024	MINERAL CRUSHING SERVICES (WA) PTY LTD	Approx 110T of 10m aggregate, Approx 110T of 10m aggregate	1	\$4,868.60	
EFT18275	08/02/2024	KONDININ ROADHOUSE MOTEL	ULP Payment	1		(\$1,978.38)
FUEL PAYMENT	05/02/2024	KONDININ ROADHOUSE MOTEL	ULP Payment	1	\$1,978.38	
EFT18276	08/02/2024	WA Contract Ranger Services Pty Ltd	Ranger Services 2023-2024	1		(\$3,249.13)
5270	28/01/2024	WA Contract Ranger Services Pty Ltd	Ranger Services 2023-2024	1	\$3,249.13	
EFT18277	08/02/2024	Rural South Coast RAY WHITE	CEO Rent of House 12/02/2024 -25/02/2024	1		(\$800.00)
RENT	05/02/2024	Rural South Coast RAY WHITE	CEO Rent of House 12/02/2024 -25/02/2024	1	\$800.00	
EFT18278	08/02/2024	AUSTRALIA POST - GATEWAY	Commisson Kondinin Caravan Park Booking Payments	1		(\$34.69)
JAN 24	19/01/2024	AUSTRALIA POST - GATEWAY	Commisson Kondinin Caravan Park Booking Payments	1	\$34.69	
EFT18279	08/02/2024	Kheldar Pty Ltd	Aussie Day catering & activities 2024	1		(\$634.55)
152329	16/01/2024	Kheldar Pty Ltd	USB, milk, coffee	1	\$146.90	
152990	23/01/2024	Kheldar Pty Ltd	Insect spary cans	1	\$13.92	
153348	26/01/2024	Kheldar Pty Ltd	Aussie Day catering & activities 2024 gst inc, Aussie Day catering & activities 2024	1	\$473.73	
EFT18280	08/02/2024	Kondinin Trish's Cleaning Service	Cleaning Service	1		(\$1,680.96)
1023	04/01/2024	Kondinin Trish's Cleaning Service	Cleaning Service	1	\$1,680.96	
EFT18281	08/02/2024	Veekay Phoenix Medicals Pty Ltd Vivienne Chukwuneke	Doctor services Jan 2024 & adjustment for gst - Sep to Dec 2023	1		(\$51,665.48)
002	30/09/2023	Veekay Phoenix Medicals Pty Ltd Vivienne Chukwuneke	GST Sep 24 per INV No. 002	1	\$2,091.67	
003	31 OCT 0202	Veekay Phoenix Medicals Pty Ltd Vivienne Chukwuneke	GST Oct 24 per INV No. 003	1	\$3,469.97	
004	30/11/2023	Veekay Phoenix Medicals Pty Ltd Vivienne Chukwuneke	GST Nov 23 per INV No. 004	1	\$1,916.34	
005	31/12/2023	Veekay Phoenix Medicals Pty Ltd Vivienne Chukwuneke	GST Dec 23 per INV No. 005	1	\$1,925.23	
006	31/01/2024	Veekay Phoenix Medicals Pty Ltd Vivienne Chukwuneke	Doctor services Jan 24	1	\$42,262.27	
EFT18282	08/02/2024	Hyden Delta Agribusiness	Double payment received for Hy info bay	1		(\$186.50)
DI5901581	15/01/2024	Hyden Delta Agribusiness	2x Rake Handles	1	\$61.00	
DI5907684	23/01/2024	Hyden Delta Agribusiness	Retic jioners	1	\$27.75	
DI5901692	24/01/2024	Hyden Delta Agribusiness	retic joiners and clips	1	\$12.75	
REIMBURSEM'T	07/02/2024	Hyden Delta Agribusiness	Double payment received for Hy info bay	1	\$85.00	
EFT18283	08/02/2024	Natsales Advertising Pty Ltd	Bin Stickers	1		(\$229.35)
351789	23/01/2024	Natsales Advertising Pty Ltd	Bin Stickers	1	\$229.35	
EFT18284	08/02/2024	J&S jumpy castle and party supplies wheatbelt	Thank a Volunteer Day - Kids activity	1		(\$500.00)

List of Accounts Due & Submitted to Council 01/02/2024 to 29/02/2024

Chq/EFT/ INV	Date	Name	Description	Bank	Inv Amount	Paid Amount
007	03/02/2024	J&S jumpy castle and party	Thank a Volunteer Day - Kids activity	1	\$500.00	
EFT18285	13/02/2024	Kondinin Social Club	Payroll deductions	1		(\$65.00)
DEDUCTION	11/02/2024	Kondinin Social Club	Payroll deductions	1	\$65.00	
EFT18286	13/02/2024	Australian Services Union	Payroll deductions	1		(\$53.00)
DEDUCTION	11/02/2024	Australian Services Union	Payroll deductions	1	\$53.00	
EFT18287	13/02/2024	Eziway Food Stores	Payroll deductions	1		(\$110.00)
DEDUCTION	11/02/2024	Eziway Food Stores	Payroll deductions	1	\$110.00	
EFT18288	13/02/2024	Kondinin Trust Fund	Payroll deductions	1		(\$1,430.00)
DEDUCTION	11/02/2024	Kondinin Trust Fund	Payroll deductions	1	\$1,430.00	
EFT18289	13/02/2024	Child Support Agency	Payroll deductions	1		(\$631.63)
DEDUCTION	11/02/2024	Child Support Agency	Payroll deductions	1	\$631.63	
EFT18290	16/02/2024	Bardfield Engineering	Basketball tower	1		(\$3,685.00)
46721	01/02/2024	Bardfield Engineering	Basketball tower, Basketball backboard replacement	1	\$3,685.00	
EFT18291	16/02/2024	Cody Express - WAIT FAMILY TRUST	Freight of abco order	1		(\$82.24)
9948	28/01/2024	Cody Express - WAIT FAMILY TRUST	Freight of abco order	1	\$82.24	
EFT18292	16/02/2024	WILLWAY PLUMBING	Backflow Device Check for McCann's Rock	1		(\$176.00)
4396	08/02/2024	WILLWAY PLUMBING	Backflow Device Check for McCann's Rock	1	\$176.00	
EFT18293	16/02/2024	DIRECT ELECTRICAL SERVICES	Fix BBQ at Karlgarin (Stafford Park)	1		(\$632.50)
109	13/02/2024	DIRECT ELECTRICAL SERVICES	Fix BBQ at Karlgarin (Stafford Park)	1	\$632.50	
EFT18294	16/02/2024	Corrigin Shire Council	EHO Services Jan 24	1		(\$5,464.80)
17960	12/02/2024	Corrigin Shire Council	EHO Services Jan 24	1	\$5,464.80	
EFT18295	16/02/2024	Ilich Hardware & Rural	Hire of water cart	1		(\$33,319.00)
99	17/01/2024	Ilich Hardware & Rural	hire of water cart 43 hrs	1	\$6,149.00	
101	29/01/2024	Ilich Hardware & Rural	Hire of water cart 31hrs	1	\$4,433.00	
100	29/01/2024	Ilich Hardware & Rural	Hire of water cart 53hrs	1	\$7,579.00	
102	06/02/2024	Ilich Hardware & Rural	Water Cart hire 51.5hrs	1	\$7,364.50	
103	14/02/2024	Ilich Hardware & Rural	Hire of water cart 52.5hrs	1	\$7,793.50	
EFT18296	16/02/2024	DR & JR McCubbing	Cartage of 10mm aggregate	1		(\$4,626.19)
16774	26/01/2024	DR & JR McCubbing	Cartage of 10mm aggregate	1	\$4,626.19	
EFT18297	16/02/2024	Telstra Limited	TIM Platform	1		(\$842.17)
4915073342	27/01/2024	Telstra Limited	TIM Platform	1	\$452.59	
4915073318	02/02/2024	Telstra Limited	TIM Platform	1	\$389.58	
EFT18298	16/02/2024	Wave Rock Caravan Park & Chalets	Electricity and Water Reimbursement	1		(\$2,486.00)
146	31/01/2024	Wave Rock Caravan Park & Chalets	1649 units for electricity, 372 units for water	1	\$2,486.00	
EFT18299	16/02/2024	Perfect Computer Solutions Pty Ltd	Site visit to cut over Crisp Services over 5 sites in Kondinin (Kondinin Admin, Medical Centre (Kondinin & Hyden), Kondinin Depot and Hyden Admin Office).	1		(\$4,391.40)
28530	30/01/2024	Perfect Computer Solutions Pty Ltd	Fix hyden internet and monthly monitoring fee, Fix Hyden printer	1	\$170.00	
58523	30/01/2024	Perfect Computer Solutions Pty Ltd	Site visit to cut over Crisp Services over 5 sites in Kondinin (Kondinin Admin, Medical Centre (Kondinin & Hyden), Kondinin Depot and Hyden Admin Office).	1	\$4,221.40	
EFT18300	16/02/2024	Waveline Tyres	Service Repairs, etc.	1		(\$3,794.71)
51625	03/01/2024	Waveline Tyres	33.17lt unleaded fuel	1	\$65.01	
51676	09/01/2024	Waveline Tyres	Repair - KN57 Fuso Fighter	1	\$3,139.40	
51718	12/01/2024	Waveline Tyres	Battery for Coronation Park BBQ	1	\$181.50	
51764	16/01/2024	Waveline Tyres	19.43lt unleaded fuel	1	\$38.08	
51885	22/01/2024	Waveline Tyres	Tyre Repair - KN77 Prime Mover	1	\$82.50	
51877	25/01/2024	Waveline Tyres	47.47lt of diesel - KGN000	1	\$93.52	
51939	29/01/2024	Waveline Tyres	Repair of grader tyre	1	\$194.70	
EFT18301	16/02/2024	Roe Tourism Association	23-24 membership and executive officer position	1		(\$6,000.00)
15	01/02/2024	Roe Tourism Association	23-24 membership and executive officer position	1	\$6,000.00	
EFT18302	16/02/2024	Slater-Gartrell Sports	marking paint	1		(\$528.00)
SG62668/01	08/02/2024	Slater-Gartrell Sports	marking paint, marking paint	1	\$528.00	
EFT18303	16/02/2024	Kondinin Information Services	Farming Ahead Magazine	1		(\$720.50)
184539	03/02/2024	Kondinin Information Services	Farming Ahead Magazine	1	\$720.50	
EFT18304	16/02/2024	Merredin Toyota	Replace Windscreen	1		(\$2,486.00)
JC14014400	03/01/2024	Merredin Toyota	Replace Windscreen - KN0 Prado (MOW)	1	\$1,243.00	
JC14014401	03/01/2024	Merredin Toyota	Replace windscreen - 0KN Prado (CEO)	1	\$1,243.00	

List of Accounts Due & Submitted to Council 01/02/2024 to 29/02/2024

Chq/EFT/ INV	Date	Name	Description	Bank	Inv Amount	Paid Amount
EFT18305	16/02/2024	MARKETFORCE PTY LTD	Annual Electors Meeting Advertising- West Australian	1		(\$1,567.78)
1706485	31/01/2024	MARKETFORCE PTY LTD	Annual Electors Meeting Advertising- Narrogin Observer	1	\$344.10	
1706487	31/01/2024	MARKETFORCE PTY LTD	Annual Electors Meeting Advertising- West Australian	1	\$485.99	
1706488	31/01/2024	MARKETFORCE PTY LTD	Hyden Re-roofing tender advertising in West Australian & Narrogin Observer	1	\$466.65	
1706486	31/01/2024	MARKETFORCE PTY LTD	Hyden Re-roofing tender advertising in West Australian & Narrogin Observer	1	\$271.04	
EFT18306	16/02/2024	SHAUN & ANN FRANICH	POOL MANAGEMENT SERVICES Jan 24	1		(\$17,134.39)
12	10/02/2024	SHAUN & ANN FRANICH	Maintainence for pool site	1	\$634.39	
13	10/02/2024	SHAUN & ANN FRANICH	POOL MANAGEMENT SERVICES Jan 24	1	\$16,500.00	
EFT18307	16/02/2024	Talis Consultants	Advice on liquid waste facility	1		(\$7,876.00)
30743	31/01/2024	Talis Consultants	Advice on liquid waste facility	1	\$7,876.00	
EFT18308	16/02/2024	PERITUS TECHNOLOGY	Web Office Basic & Card transaction Fee 23-24	1		(\$312.64)
103587	07/02/2024	PERITUS TECHNOLOGY	Web Office Basic & Card transaction Fee 23-24	1	\$312.64	
EFT18309	16/02/2024	WE WILL DO CLEANING SERVICE	Cleaning Services	1		(\$2,268.75)
32 23/24	05/02/2024	WE WILL DO CLEANING SERVICE	Cleaning Services	1	\$2,268.75	
EFT18310	16/02/2024	AFGRI EQUIPMENT AUSTRALIA PTY LTD	2000hr service - KN67 Grader	1		(\$4,859.92)
CREDIT	20/09/2023	AFGRI EQUIPMENT AUSTRALIA PTY LTD	Credit for vechile parts	1	(\$864.94)	
2810213	31/01/2024	AFGRI EQUIPMENT AUSTRALIA PTY LTD	2000hr service - KN67 Grader	1	\$5,724.86	
EFT18311	16/02/2024	WA Contract Ranger Services Pty Ltd	Ranger Services 2023-2024	1		(\$2,057.00)
5312	10/02/2024	WA Contract Ranger Services Pty Ltd	Ranger Services 2023-2024	1	\$2,057.00	
EFT18312	16/02/2024	KEY CIVIL PTY LTD	Supply and install culverts	1		(\$8,623.50)
151	08/01/2024	KEY CIVIL PTY LTD	Supply and install culverts	1	\$8,623.50	
EFT18313	16/02/2024	INTELLIFE GROUP LTD	Mulcher Hire	1		(\$23,650.00)
T0124	31/01/2024	INTELLIFE GROUP LTD	Mulcher Hire	1	\$23,650.00	
EFT18314	16/02/2024	CRISP WIRELESS PTY LTD	Internet	1		(\$634.00)
202401001314	09/02/2024	CRISP WIRELESS PTY LTD	KN Internet, HY Internet	1	\$634.00	
EFT18315	16/02/2024	Kondinin Trish's Cleaning Service	Cleaning Services	1		(\$2,650.50)
10234	11/02/2024	Kondinin Trish's Cleaning Service	Cleaning Services	1	\$2,650.50	
EFT18316	23/02/2024	THE INDUSTRIAL AUTOMATION GROUP PTY LTD	Service Fees for Community Water Supply Standpipes	1		(\$3,246.65)
15459	08/02/2024	THE INDUSTRIAL AUTOMATION GROUP PTY LTD	Service Fees for Community Water Supply Standpipes	1	\$3,246.65	
EFT18317	23/02/2024	WILLWAY PLUMBING	Plumbing connections for new standipe controller at McCann's Rock Tank	1		(\$5,240.41)
4401	12/02/2024	WILLWAY PLUMBING	Plumbing connections for new standipe controller at McCann's Rock Tank	1	\$5,240.41	
EFT18318	23/02/2024	DIRECT ELECTRICAL SERVICES	Fix powered site pole at Kondinin Caravan Park	1		(\$354.20)
0117	17/02/2024	DIRECT ELECTRICAL SERVICES	Fix powered site pole at Kondinin Caravan Park	1	\$354.20	
EFT18319	23/02/2024	KERRIE LORRAINE GREEN	Ordinary Council Meeting & Electors Meeting February 2024	1		(\$532.64)
FEBOCM24	16/02/2024	KERRIE LORRAINE GREEN	Ordinary Council Meeting & Electors Meeting February 2024 Travelling Fees	1	\$532.64	
EFT18320	23/02/2024	PAUL SEIMON GREEN	Ordinary Council Meeting & Electors Meeting February 2024	1		(\$500.00)
FEBOCM24	16/02/2024	PAUL SEIMON GREEN	Ordinary Council Meeting & Electors Meeting February 2024 Sitting Fees	1	\$500.00	
EFT18321	23/02/2024	MURRAY JAMES	Ordinary Council Meeting & Electors Meeting February 2024	1		(\$553.76)
FEBOCM24	16/02/2024	MURRAY JAMES	Ordinary Council Meeting & Electors Meeting February 2024 Travelling Fees	1	\$553.76	
EFT18322	23/02/2024	RICHARD KENT MOURITZ	Ordinary Council Meeting & Electors Meeting February 2024	1		(\$877.20)
FEBOCM24	16/02/2024	RICHARD KENT MOURITZ	Ordinary Council Meeting & Electors Meeting February 2024 Travelling Fees	1	\$779.20	
REIMBURSEM'T	19/02/2024	RICHARD KENT MOURITZ	Reimbursement for ID verification of property sales	1	\$98.00	

List of Accounts Due & Submitted to Council 01/02/2024 to 29/02/2024

Chq/EFT/ INV	Date	Name	Description	Bank	Inv Amount	Paid Amount
EFT18323	23/02/2024	DARREN LYND SAY POOL	Ordinary Council Meeting & Electors Meeting February 2024	1		(\$615.20)
FEBOCM24	16/02/2024	DARREN LYND SAY POOL	Ordinary Council Meeting & Electors Meeting February 2024 Travelling Fees	1	\$615.20	
EFT18324	23/02/2024	Kristi Jade Annear	Rates refund for assessment A815 31 SMITH LP HYDEN 6359	1		(\$92.06)
A815	19/02/2024	Kristi Jade Annear	Rates refund for assessment A815 31 SMITH LP HYDEN 6359	1	\$92.06	
EFT18325	23/02/2024	Abco	Cleaning Products - Kondinin Caravan Park	1		(\$1,753.26)
926044	07/02/2024	Abco	Cleaning Products - Kondinin Caravan Park, Cleaning Products - Kondinin Public Conveniences	1	\$666.83	
927149	13/02/2024	Abco	Cleaning Products for Wave Rock, Cleaning Products for Hyden, Cleaning Products for Kondinin, Cleaning Products for Karlgarin	1	\$1,086.43	
EFT18326	23/02/2024	Australian Taxation Office	Business Activity Statement January 2024 - Amount Owing to ATO	1		(\$30,177.00)
BAS/JAN2024	20/02/2024	Australian Taxation Office	Gst on Sales, Gst on Purchases, Payroll PAYG, Fuel Rebate Claim, Rounding	1	\$30,177.00	
EFT18327	23/02/2024	BOC Limited	Liquid Nitrogen Bottle	1		(\$28.59)
4035957125	12/02/2024	BOC Limited	Liquid Nitrogen Bottle	1	\$28.59	
EFT18328	23/02/2024	Team Global Express Pty Ltd	BOC	1		(\$1,376.11)
0604	24/12/2023	Team Global Express Pty Ltd	State Library, Pathwest, Corsign, Truck Centre, PCS	1	\$393.02	
0605	07/01/2024	Team Global Express Pty Ltd	Corsign	1	\$166.09	
0606	14/01/2024	Team Global Express Pty Ltd	Boc, Newground	1	\$144.17	
0607	21/01/2024	Team Global Express Pty Ltd	Pathwest, Boc, Boc	1	\$279.57	
0608	28/01/2024	Team Global Express Pty Ltd	Metro Count, Hersey, T-Quip, BOC	1	\$393.26	
EFT18329	23/02/2024	Connelly Images	Bendering Hall Signage	1		(\$528.00)
M3488	19/02/2024	Connelly Images	Bendering Hall Signage	1	\$528.00	
EFT18330	23/02/2024	Jason Signmakers	Fire Danger Rating Today Standard Sign 1800 x 1200	1		(\$3,085.76)
35875	12/02/2024	Jason Signmakers	Fire Danger Rating Today Standard Sign 1800 x 1200	1	\$3,085.76	
EFT18331	23/02/2024	Kondinin Building Service - Building Dept	Hire of generator and lighting for Markets	1		(\$627.00)
910	20/02/2024	Kondinin Building Service - Building Dept	Hire of generator and lighting for Markets	1	\$627.00	
EFT18332	23/02/2024	DR & JR McCubbing	Earthmoving for Tolland & Higgins Rd	1		(\$6,292.00)
16796	31/01/2024	DR & JR McCubbing	Earthmoving for Tolland & Higgins Rd	1	\$6,292.00	
EFT18333	23/02/2024	A & M Nelson	12500km service - KN04	1		(\$310.75)
6992	06/02/2024	A & M Nelson	12500km service - KN04	1	\$310.75	
EFT18334	23/02/2024	Craig Soper Contracting	Fir new brakes and hydraulic rams	1		(\$4,101.90)
2361	18/02/2024	Craig Soper Contracting	FULL CIRCLE SERVICE AND REPLACEMENT OF SHIMS	1	\$253.00	
2360	18/02/2024	Craig Soper Contracting	LOOK AT TRANSMISSION OVERHEATING ISSUES	1	\$253.00	
2359	18/02/2024	Craig Soper Contracting	Fir new brakes and hydraulic rams	1	\$3,595.90	
EFT18335	23/02/2024	Telstra Limited	MOBILE PHONES USAGE, SECURITY CAMMERAS PLAN	1		(\$1,000.83)
2955043969	22/02/2024	Telstra Limited	MOBILE PHONES USAGE, SECURITY CAMMERAS PLAN	1	\$1,000.83	
EFT18336	23/02/2024	Kleenheat Gas	1x Gas Bottle	1		(\$25.30)
4561930	01/02/2024	Kleenheat Gas	1x Gas Bottle	1	\$25.30	
EFT18337	23/02/2024	LOCAL GOVERNMENT PROFESSIONALS AUSTRALIA - WA DIVISION	Grant Writing - Desiree Waters	1		(\$1,045.00)
38077	01/02/2024	LOCAL GOVERNMENT PROFESSIONALS AUSTRALIA - WA DIVISION	Grant Writing - Desiree Waters	1	\$1,045.00	
EFT18338	23/02/2024	Liberty Rural	DIESEL - KONDININ & HYDEN DEPOTS	1		(\$18,715.00)
F1320000666	12/02/2024	Liberty Rural	DIESEL - KONDININ & HYDEN DEPOTS	1	\$18,715.00	
EFT18339	23/02/2024	Perfect Computer Solutions Pty Ltd	PC for Dr House at 6 Hinck Street, Kondinin	1		(\$4,342.50)
28555	08/02/2024	Perfect Computer Solutions Pty Ltd	Fix server access for Ronelle, fix hotdoc and finalise site cert	1	\$680.00	
28565	13/02/2024	Perfect Computer Solutions Pty Ltd	PC for Dr House at 6 Hinck Street, Kondinin	1	\$2,430.00	

List of Accounts Due & Submitted to Council 01/02/2024 to 29/02/2024

Chq/EFT/ INV	Date	Name	Description	Bank	Inv Amount	Paid Amount
28575	15/02/2024	Perfect Computer Solutions Pty Ltd	Fix printers in Kulin and hyden and clean up software in kulin, join kulin pcs to domain	1	\$977.50	
28574	15/02/2024	Perfect Computer Solutions Pty Ltd	Reset password unfreeze remote session and wipe CEO note book	1	\$255.00	
EFT18340	23/02/2024	Waveline Tyres	2x tyres	1		(\$1,328.85)
50476	10/10/2023	Waveline Tyres	2x tyres - KN2106 Side Tipping Trailer	1	\$1,023.00	
050434	10/10/2023	Waveline Tyres	Fuel 37.33ltr	1	\$81.01	
50720	12/10/2023	Waveline Tyres	Earthmover adaptor cap - KN81 Grader	1	\$7.70	
050554	18/10/2023	Waveline Tyres	Diesel 94.41ltr - KGN000 Fire Truck	1	\$217.14	
EFT18341	23/02/2024	Team Medical Supplies	Purchase of item as per order	1		(\$851.26)
2185977	08/02/2024	Team Medical Supplies	Purchase of item as per order	1	\$720.04	
2186850	09/02/2024	Team Medical Supplies	Purchase of item as per order	1	\$131.22	
EFT18342	23/02/2024	T & D Ibbotson Contractors Pty Ltd	Lay pads for Karlgarin Dam and Hyden CBH	1		(\$2,635.38)
3830	10/02/2024	T & D Ibbotson Contractors Pty Ltd	Lay pads for Karlgarin Dam and Hyden CBH	1	\$2,635.38	
EFT18343	23/02/2024	HERSEY'S SAFETY PTY LTD	Depot Consumables	1		(\$799.70)
S48915	09/02/2024	HERSEY'S SAFETY PTY LTD	Gloves, Depot Consumables	1	\$799.70	
EFT18344	23/02/2024	BRUCE BROWNING	Ordinary Council Meeting & Electors Meeting February 2024	1		(\$542.24)
FEBOCM24	16/02/2024	BRUCE BROWNING	Ordinary Council Meeting & Electors Meeting February 2024 Travelling Fees	1	\$542.24	
EFT18345	23/02/2024	Australia's Golden Outback	ATO Wheatbelt Weekends Campaign	1		(\$770.00)
4188	06/02/2024	Australia's Golden Outback	ATO Wheatbelt Weekends Campaign	1	\$770.00	
EFT18346	23/02/2024	Symbion Pharmacy Services Pty Ltd	January Purchases	1		(\$38.60)
201894944	22/01/2024	Symbion Pharmacy Services Pty Ltd	January Purchases	1	\$38.60	
EFT18347	23/02/2024	Dr Alain Mackie T/A Weerakoon Pty Ltd	DOCTOR'S SERVICES - KONDININ MEDICAL PRACTICE - Jan 24	1		(\$14,520.00)
1 24	20/02/2024	Dr Alain Mackie T/A Weerakoon Pty Ltd	DOCTOR'S SERVICES - KONDININ MEDICAL PRACTICE F- Jan 24	1	\$14,520.00	
EFT18348	23/02/2024	Hyden IGA	OCM February 2024 Refreshments gst	1		(\$169.90)
168038	14/02/2024	Hyden IGA	OCM February 2024 Refreshments gst, OCM February 2024 Refreshments no gst	1	\$61.80	
168016	14/02/2024	Hyden IGA	OCM February 2024 Refreshments gst, OCM February 2024 Refreshments no gst	1	\$108.10	
EFT18349	23/02/2024	FEGAN BUILDING SURVEYING	Building Services 23/24	1		(\$792.00)
1089	15/02/2024	FEGAN BUILDING SURVEYING	Building Services 23/24	1	\$792.00	
EFT18350	23/02/2024	ELGAS LIMITED	45KG GAS CYLINDER	1		(\$170.72)
1611039753	14/02/2024	ELGAS LIMITED	45KG GAS CYLINDER	1	\$170.72	
EFT18351	23/02/2024	THE AG SHOP	Hydraulic hoses for vehicle	1		(\$912.53)
10011156	09/02/2024	THE AG SHOP	5Ltr of oil	1	\$55.99	
10011197	12/02/2024	THE AG SHOP	Valve for water tanker	1	\$261.28	
10011271	14/02/2024	THE AG SHOP	Hydraulic hoses for vehicle	1	\$595.26	
EFT18352	23/02/2024	Mc Pest Control	Pest spraying of Hyden Golf Club	1		(\$495.00)
1989	17/02/2024	Mc Pest Control	Pest spraying of Hyden Golf Club, Pest spraying of Kondinin Golf Club	1	\$495.00	
EFT18353	23/02/2024	WE WILL DO CLEANING SERVICE	Contract CN016	1		(\$2,117.50)
33 23/24	12/02/2024	WE WILL DO CLEANING SERVICE	Cleaning Services	1	\$2,117.50	
EFT18354	23/02/2024	Beverley Gangell	Ordinary Council Meeting & Electors Meeting February 2024	1		(\$500.00)
FEBOCM24	16/02/2024	Beverley Gangell	Ordinary Council Meeting & Electors Meeting February 2024 Sitting Fees	1	\$500.00	
EFT18355	23/02/2024	BC and CA Smith	Ordinary Council Meeting & Electors Meeting February 2024	1		(\$500.00)
FEBOCM24	16/02/2024	BC and CA Smith	Ordinary Council Meeting & Electors Meeting February 2024 Sitting Fees	1	\$500.00	
EFT18356	23/02/2024	Rural South Coast RAY WHITE	CEO Rent of House 26/02/2024 - 10/03/2024	1		(\$800.00)
RENT	21/02/2024	Rural South Coast RAY WHITE	CEO Rent of House 26/02/2024 - 10/03/2024	1	\$800.00	
EFT18357	23/02/2024	Midas Minerals (Lithium) PTY Ltd	Rates refund for assessment A2379 LOT E70/06024 TENGRAPH MT	1		(\$7,916.63)
A2379	19/02/2024	Midas Minerals (Lithium) PTY Ltd	Rates refund for assessment A2379 LOT E70/06024 TENGRAPH MT		\$7,916.63	

List of Accounts Due & Submitted to Council 01/02/2024 to 29/02/2024

Chq/EFT/ INV	Date	Name	Description	Bank	Inv Amount	Paid Amount
EFT18358	23/02/2024	RHIANNON INGLIS	Reimbursement - Pre Employment Medical	1		(\$198.00)
REIMBURSEM'T	22/02/2024	RHIANNON INGLIS	Reimbursement - Pre Employment Medical	1	\$198.00	
EFT18359	23/02/2024	AUSTRALIA POST - GATEWAY	Commisson Kondinin Caravan Park Booking Payments	1		(\$53.02)
1013015646	08/02/2024	AUSTRALIA POST -	Commisson Kondinin Caravan Park Booking	1	\$53.02	
EFT18360	23/02/2024	GARDNERS COMPLETE EARTHMOVING	Water carting 44hrs	1		(\$10,648.00)
1478	11/02/2024	GARDNERS COMPLETE EARTHMOVING	Water carting 44hrs	1	\$10,648.00	
EFT18361	23/02/2024	Kondinin Trish's Cleaning Service	Cleaning Services	1		(\$1,619.47)
10234	18/02/2024	Kondinin Trish's Cleaning Service	Cleaning Services	1	\$1,619.47	
EFT18362	23/02/2024	Hyden Delta Agribusiness	2x Gas Bottles	1		(\$469.26)
DI5901835	05/02/2024	Hyden Delta Agribusiness	2x Rakes	1	\$61.00	
DI5901879	07/02/2024	Hyden Delta Agribusiness	2x Gas Bottles	1	\$401.76	
DI5901917	09/02/2024	Hyden Delta Agribusiness	Pop-up sprinkler	1	\$6.50	
EFT18363	23/02/2024	Kondinin Rural Suppllies	Plants for planter boxes	1		(\$566.50)
1-81-000051	22/12/2023	Kondinin Rural Suppllies	Plants for planter boxes	1	\$566.50	
EFT18364	23/02/2024	J&S jumpy castle and party	Hyden Market Day - Children entertainment	1		(\$500.00)
8	19/02/2024	J&S jumpy castle and party	Hyden Market Day - Children entertainment	1	\$500.00	
EFT18365	23/02/2024	Benny Mayhem	Monster Youth Music Truck 2024	1		(\$3,995.00)
20240212-1	12/02/2024	Benny Mayhem	Monster Youth Music Truck 2024	1	\$3,995.00	
EFT18366	27/02/2024	Kondinin Social Club	Payroll deductions	1		(\$60.00)
DEDUCTION	25/02/2024	Kondinin Social Club	Payroll deductions	1	\$60.00	
EFT18367	27/02/2024	Australian Services Union	Payroll deductions	1		(\$53.00)
DEDUCTION	25/02/2024	Australian Services Union	Payroll deductions	1	\$53.00	
EFT18368	27/02/2024	Eziway Food Stores	Payroll deductions	1		(\$105.00)
DEDUCTION	25/02/2024	Eziway Food Stores	Payroll deductions	1	\$105.00	
EFT18369	27/02/2024	Kondinin Trust Fund	Payroll deductions	1		(\$1,780.00)
DEDUCTION	25/02/2024	Kondinin Trust Fund	Payroll deductions	1	\$1,780.00	
EFT18370	27/02/2024	Child Support Agency	Payroll deductions	1		(\$631.63)
DEDUCTION	25/02/2024	Child Support Agency	Payroll deductions	1	\$631.63	
EFT18371	27/02/2024	Kerry WINMAR-TAYLOR	REQUEST FOR TRUST XMAS FUND	2		(\$300.00)
T79	27/02/2024	Kerry WINMAR-TAYLOR	REQUEST FOR TRUST XMAS FUND	2	\$300.00	
EFT18372	28/02/2024	W A CARAVAN & CAMPING	WA Caravan and Camping Magazine March 2024	1		(\$595.00)
821	21/02/2024	W A CARAVAN & CAMPING	WA Caravan and Camping Magazine March 2024	1	\$595.00	
EFT18373	28/02/2024	THE INDUSTRIAL AUTOMATION GROUP	Upgrade of outdated standpipe controller systems at Lovering Road, Tolland Road and	1		(\$5,564.90)
15464	28/02/2024	THE INDUSTRIAL AUTOMATION GROUP	Upgrade of outdated standpipe controller systems at Lovering Road, Tolland Road and	1	\$5,564.90	
EFT18374	28/02/2024	Merredin Refrigeration & Air Conditioning	Air con repairs at 43 Repacholi Parade, Kondinin	1		(\$925.80)
19978	26/02/2024	Merredin Refrigeration & Air Conditioning	Mandatory Air/Con Servie Check for 28 Repacholi Parade - GROH house rental	1	\$442.90	
19977	26/02/2024	Merredin Refrigeration & Air Conditioning	Air con repairs at 43 Repacholi Parade, Kondinin	1	\$482.90	
EFT18375	28/02/2024	WILLWAY PLUMBING	New tap and line for Kondinin Caravan Park to creat additional powered site	1		(\$1,945.24)
4411	23/02/2024	WILLWAY PLUMBING	Repair burst pipe	1	\$725.46	
4412	23/02/2024	WILLWAY PLUMBING	Repair hyden pool pump	1	\$443.41	
4413	23/02/2024	WILLWAY PLUMBING	New tap and line for Kondinin Caravan Park to create additional powered site	1	\$776.37	
EFT18376	28/02/2024	DIRECT ELECTRICAL SERVICES	Chase up private pole defect notices from Western Power	1		(\$423.50)
106	07/02/2024	DIRECT ELECTRICAL SERVICES	Chase up private pole defect notices from Western Power	1	\$291.50	
107	09/02/2024	DIRECT ELECTRICAL SERVICES	Fix air con at Hyden Office	1	\$132.00	
EFT18377	28/02/2024	BOC Limited	Acetylene & Oxygen Cylinder	1		(\$57.90)
4036028234	27/02/2024	BOC Limited	Acetylene & Oxygen Cylinder	1	\$57.90	
EFT18378	28/02/2024	Team Global Express Pty	Jason Signmakers	1		(\$206.29)
0611-S133106	25/02/2024	Team Global Express Pty	State Library, Jason Signmakers, Newground	1	\$206.29	
EFT18379	28/02/2024	Ilich Hardware & Rural	Hire of water cart	1		(\$6,864.00)
106	28/02/2024	Ilich Hardware & Rural	20.5 hrs hire of water cart	1	\$2,931.50	
105	28/02/2024	Ilich Hardware & Rural	27.5hrs hire of water cart	1	\$3,932.50	

List of Accounts Due & Submitted to Council 01/02/2024 to 29/02/2024

Chq/EFT/ INV	Date	Name	Description	Bank	Inv Amount	Paid Amount
EFT18380	28/02/2024	Kondinin Building Service - Contract	Maintenance, . . . , Dec Consumables	1		(\$3,874.66)
911	20/02/2024	Kondinin Building Service - Contract	Maintenance work at No. 6 Hinck St House, Kondinin Admin Office Building, Kondinin Resource Centre, Kondinin Medical Centre, Public Toilet, etc.	1	\$1,512.15	
919	25/02/2024	Kondinin Building Service - Contract	Maintenance, . . . , Dec Consumables	1	\$2,362.51	
EFT18381	28/02/2024	Kondinin Tyre & Battery	Tyres and fitting	1		(\$3,106.62)
32810	31/01/2024	Kondinin Tyre & Battery	Tyre repair - KN65 Grader	1	\$97.24	
32793	31/01/2024	Kondinin Tyre & Battery Service	Tyres and fitting - KN67 Loader, KN0 Toyota Prado, KN65 Grader, KN78 Roller	1	\$3,009.38	
EFT18382	28/02/2024	A & M Nelson	Shire Vehicle Service	1		(\$1,568.60)
7016	19/02/2024	A & M Nelson	60000km service - KN51 Toyota Hilux	1	\$431.75	
7014	20/02/2024	A & M Nelson	12500km service - KN52 Subaru Outback	1	\$308.00	
7015	20/02/2024	A & M Nelson	30000km service - KN56 Toyota Hilux	1	\$431.75	
7020	26/02/2024	A & M Nelson	40000km service - KN49 Toyota Hilux	1	\$397.10	
EFT18383	28/02/2024	Telstra Limited	PHONE & INTERNET USAGE	1		(\$2,898.46)
4915073342	27/02/2024	Telstra Limited	TIM system mobile accounts	1	\$754.84	
1214778000	28/02/2024	Telstra Limited	LANDLINE TELEPHONES	1	\$2,143.62	
EFT18384	28/02/2024	Department of Fire & 156974	ESL for 3rd quarter 23/24	1	\$21,814.80	(\$21,814.80)
EFT18385	28/02/2024	Ashley Blyth Tree Lopping	Cut down trees and stack	1		(\$1,320.00)
03063142	13/09/2023	Ashley Blyth Tree Lopping	Cut down trees and stack	1	\$1,320.00	
EFT18386	28/02/2024	Best Office Systems	Black prints 1442 Colour 1443	1		(\$232.37)
628053	23/02/2024	Best Office Systems	Black prints 1442 Colour 1443	1	\$232.37	
EFT18387	28/02/2024	Waveline Tyres	Supply and fit 6x tyres	1		(\$6,006.00)
50584	02/10/2023	Waveline Tyres	6 tyres - KN63	1	\$2,310.00	
50585	02/10/2023	Waveline Tyres	Supply and fit 6x tyres - KN93 Bus	1	\$3,696.00	
EFT18388	28/02/2024	St John Ambulance Australia - Kondinin/Hyden Sub Centre	1 X ADULT DEFIB PAD	1		(\$576.00)
CYINV00344082	19/02/2024	St John Ambulance Australia - Kondinin/Hyden Sub Centre	1 X ADULT DEFIB PAD, 1 X CHILD DEFIB PAD, 1 X ADULT DEFIB PAD	1	\$576.00	
EFT18389	28/02/2024	HYDEN TRANSPORT	Cartage of aggregate	1		(\$11,448.12)
815	07/02/2024	HYDEN TRANSPORT	Cartage of aggregate	1	\$11,448.12	
EFT18390	28/02/2024	Hyden IGA	Hyden - Thank a volunteer day	1		(\$164.00)
71374	16/02/2024	Hyden IGA	Hyden - Thank a volunteer day	1	\$150.00	
71210	16/02/2024	Hyden IGA	Hyden - Thank a volunteer day	1	\$14.00	
EFT18391	28/02/2024	RURAL TRAFFIC SERVICES	Traffic Control 3 days	1		(\$6,623.43)
4699	13/02/2024	RURAL TRAFFIC SERVICES	Traffic Control 3 days	1	\$6,623.43	
EFT18392	28/02/2024	THE AG SHOP	Dual Lance spray gun	1		(\$705.68)
10011415	21/02/2024	THE AG SHOP	Dual Lance spray gun	1	\$552.45	
10011455	21/02/2024	THE AG SHOP	Tyre Gauge	1	\$153.23	
EFT18393	28/02/2024	South West Rubber Stamps	Date stamps	1		(\$308.20)
57263	20/02/2024	South West Rubber Stamps	Date stamps	1	\$308.20	
EFT18394	28/02/2024	KG'S DIESEL SERVICE CENTRE	repairs to crew cad and cooling system	1		(\$12,139.03)
5925	07/11/2023	KG'S DIESEL SERVICE CENTRE	20000km service - KN0 Toyota Prado	1	\$650.85	
5949	30/11/2023	KG'S DIESEL SERVICE CENTRE	air line and joiner - KN62 Prime Mover	1	\$56.72	
5950	30/11/2023	KG'S DIESEL SERVICE CENTRE	Couplings - KN62 Prime Mover	1	\$1,717.54	
5959	05/12/2023	KG'S DIESEL SERVICE CENTRE	repair of air leak - KN59 Water Truck	1	\$238.01	
5967	14/12/2023	KG'S DIESEL SERVICE CENTRE	Repair of fogger	1	\$286.99	
5970	19/12/2023	KG'S DIESEL SERVICE CENTRE	30000km service - KN0 Toyota Prado	1	\$578.30	
5978	20/12/2023	KG'S DIESEL SERVICE CENTRE	repairs to crew cad and cooling system - KN60 Truck	1	\$8,610.62	
EFT18395	28/02/2024	BITUTEK PTY LTD	Sparying of bituminous products for East Hyden Bin Rd and Bending Road	1		(\$154,027.89)

List of Accounts Due & Submitted to Council 01/02/2024 to 29/02/2024

Chq/EFT/ INV	Date	Name	Description	Bank	Inv Amount	Paid Amount
7752	20/02/2024	BITUTEK PTY LTD	Spraying of bituminous products for East Hyden Bin Rd and Bendering Road	1	\$154,027.89	
EFT18396	28/02/2024	ABLE SALES	Emergenct stop switch and freight	1		(\$80.00)
835253	23/11/2023	ABLE SALES	Emergenct stop switch and freight	1	\$80.00	
EFT18397	28/02/2024	Mc Pest Control	Emergency ant spray at 35 smith loop hyden	1		(\$385.00)
2153	20/02/2024	Mc Pest Control	Emergency ant spray at 35 smith loop hyden	1	\$385.00	
EFT18398	28/02/2024	WE WILL DO CLEANING SERVICE	Cleaning Services	1		(\$2,178.00)
34	19/02/2024	WE WILL DO CLEANING SERVICE	Cleaning Services	1	\$2,178.00	
EFT18399	28/02/2024	NEWGROUND WATER SERVICES PTY LTD	Repair of decoder	1		(\$1,855.71)
1159934	16/02/2024	NEWGROUND WATER SERVICES PTY LTD	Repair of decoder	1	\$1,855.71	
EFT18400	28/02/2024	WA Contract Ranger Services Pty Ltd	Ranger Services 2023-2024	1		(\$2,057.00)
5340	25/02/2024	WA Contract Ranger Services Pty Ltd	Ranger Services 2023-2024	1	\$2,057.00	
EFT18401	28/02/2024	COMPLETE OFFICE SUPPLIES PTY LTD	Stationery order 23 Feb 24	1		(\$329.60)
12847469	23/02/2024	COMPLETE OFFICE SUPPLIES PTY LTD	Stationery order 23 Feb 24	1	\$329.60	
EFT18402	28/02/2024	WM & CL GARDNER	54.5hrs hire of water cart	1		(\$8,393.00)
49	21/11/2023	WM & CL GARDNER	54.5hrs hire of water cart	1	\$8,393.00	
EFT18403	28/02/2024	Kondinin Trish's Cleaning Service	Cleaning Services	1		(\$1,518.66)
10234	25/02/2024	Kondinin Trish's Cleaning Service	Cleaning Services	1	\$1,518.66	
EFT18404	28/02/2024	Precision Mobile Steelwork (Adele Paris)	Repairs to trailer - KN2457	1		(\$2,270.00)
115	16/02/2024	Precision Mobile Steelwork (Adele Paris)	Repairs to trailer - KN2457	1	\$2,270.00	
19380	08/02/2024	Synergy	Hyden Pavilion	1		(\$722.18)
2038026255	17/01/2024	Synergy	Hyden Pavilion	1	\$722.18	
19381	08/02/2024	Water Corporation	STANDPIPES INC HYDEN/KARLGARIN	1		(\$31,353.09)
STANDPIPES	06/02/2024	Water Corporation	STANDPIPES	1	\$12,716.85	
HYDEN/KARL	06/02/2024	Water Corporation	HYDEN/KARL	1	\$6,958.65	
KONDININ	06/02/2024	Water Corporation	KONDININ	1	\$11,677.59	
19382	12/02/2024	Petty Cash	Petty Cash	1		(\$861.90)
Petty Cash	12/02/2024	Petty Cash	Petty Cash recouped 15/02/23 - 30/01/24	1	\$861.90	
19383	13/02/2024	Kondinin Shire	Payroll deductions	1		(\$350.00)
DEDUCTION	11/02/2024	Kondinin Shire	Payroll deductions	1	\$350.00	
19384	16/02/2024	Hyden Tourist Development Company	COMMISSION Oct - Dec 23	1		(\$5,956.45)
DEC 23	13/02/2024	Hyden Tourist Development Company	COMMISSION Dec 23	1	\$2,129.82	
NOV 23	13/02/2024	Hyden Tourist Development Company	COMMISSION Nov 23	1	\$1,793.28	
OCT 23	13/02/2024	Hyden Tourist Development Company	COMMISSION Oct 23	1	\$2,033.35	
19385	16/02/2024	Water Corporation	90-07808-67-9 Bendering Standpipe	1		(\$526.14)
9007808142	25/01/2024	Water Corporation	90-07808-14-2 Kulin Rd Standpipe	1	\$49.23	
90-07808-43-3	25/01/2024	Water Corporation	90-07808-43-3 Henderdon Standpipe	1	\$52.10	
90-07808-67-9	25/01/2024	Water Corporation	90-07808-67-9 Bendering Standpipe	1	\$424.81	
19386	29/02/2024	Australia Post	PO Box 21	1		(\$198.00)
40000014889230	06/02/2024	Australia Post	PO Box 4	1	\$89.00	
40000014984412	06/02/2024	Australia Post	PO Box 21	1	\$109.00	
19387	23/02/2024	Synergy	BORE ETC	1		(\$12,420.89)
BORES & MISC	22/02/2024	Synergy	448 252 110 STREET LIGHTING SERVICE CHARGE & USAGE (kWh); 606 740 590 Hyden Swimming Pool SERVICE CHARGE & USAGE (kWh);	1	\$12,420.89	
19388	23/02/2024	Water Corporation	90-24958-27-3 Reservoir Standpipe	1		(\$57.81)
90-24958-27-3	09/02/2024	Water Corporation	90-24958-27-3 Reservoir Standpipe	1	\$57.81	
19389	27/02/2024	Kondinin Shire	Payroll deductions	1		(\$300.00)
DEDUCTION	25/02/2024	Kondinin Shire	Payroll deductions	1	\$300.00	
19390	28/02/2024	David Chambers	Various electrical maintenance works at Kondinin Swimming Pool	1		(\$2,673.77)

List of Accounts Due & Submitted to Council 01/02/2024 to 29/02/2024

Chq/EFT/ INV	Date	Name	Description	Bank	Inv Amount	Paid Amount
9 23/24	12/02/2024	David Chambers	Various electrical maintenance works at Kondinin Swimming Pool, Various electrical maintenance works at Hyden Swimming Pool	1	\$1,624.70	
10 23/24	12/02/2024	David Chambers	Works at Humps Standpipe, Replacment Fluro Light at Kondinin Public Toilets	1	\$264.00	
8 23/24	12/02/2024	David Chambers	Fix electrical issues at Hyden Depot, Fix air con at Woodbee buildings, Fix lighting at 6 Hinck Street, Fix powered site pole at Kondinin Caravan Park, Fix light switches and globe at Kondinin Caravan Park - Chalet 1, Fix Ice Machine	1	\$785.07	
DD20906.1	01/02/2024	Transport	HYDEN LICENSING	1		(\$1,126.40)
HYL 1-2-24	01/02/2024	Transport	HYDEN LICENSING	1	\$1,126.40	
DD20912.1	02/02/2024	Transport	HYDEN LICENSING	1		(\$4,003.40)
HYDLIC2/2/202	02/02/2024	Transport	HYDEN LICENSING	1	\$4,003.40	
DD20921.1	05/02/2024	Transport	HYDEN LICENSING	1		(\$1,761.70)
HYDLICEFTPO	05/02/2024	Transport	HYDEN LICENSING	1	\$1,761.70	
DD20934.1	06/02/2024	Transport	HYDEN LICENSING	1		(\$114.50)
HYDLICEFT6/2	06/02/2024	Transport	HYDEN LICENSING	1	\$114.50	
DD20941.1	08/02/2024	Transport	HYDEN LICENSING	1		(\$1,299.85)
8-2-24 HY	08/02/2024	Transport	HYDEN LICENSING	1	\$1,299.85	
DD20955.1	13/02/2024	Transport	HYDEN LICENSING	1		(\$878.55)
HYDLICEFT13/	13/02/2024	Transport	HYDEN LICENSING	1	\$878.55	
DD20957.1	14/02/2024	Transport	HYDEN LICENSING	1		(\$180.25)
HYLIC14/02/24	14/02/2024	Transport	HYDEN LICENSING	1	\$180.25	
DD20965.1	15/02/2024	Transport	HYDEN LICENSING	1		(\$1,444.90)
HYDLICEFT	15/02/2024	Transport	HYDEN LICENSING	1	\$1,444.90	
DD20971.1	19/02/2024	Transport	HYDEN LICENSING	1		(\$51.95)
19/02/24HYD	19/02/2024	Transport	HYDEN LICENSING	1	\$51.95	
DD20976.1	20/02/2024	Transport	HYDEN LICENSING	1		(\$642.15)
20/02/24 HYD	20/02/2024	Transport	HYDEN LICENSING	1	\$642.15	
DD20979.1	21/02/2024	Transport	HYDEN LICENSING	1		(\$139.35)
21/02/24HYD	21/02/2024	Transport	HYDEN LICENSING	1	\$139.35	
DD20993.1	26/02/2024	Transport	HYDEN LICENSING	1		(\$133.10)
HYD26/02/202	26/02/2024	Transport	HYDEN LICENSING	1	\$133.10	
DD21002.1	27/02/2024	Transport	HYDEN LICENSING	1		(\$1,191.60)
HYLIC27/02/20	27/02/2024	Transport	HYDEN LICENSING	1	\$1,191.60	
DD21008.1	28/02/2024	Transport	HYDEN LICENSING	1		(\$68.90)
28/2/2024HYD	28/02/2024	Transport	HYDEN LICENSING	1	\$68.90	
DD21013.1	29/02/2024	Transport	HYDEN LICENSING	1		(\$1,063.35)
HYL 29-2-24	29/02/2024	Transport	HYDEN LICENSING	1	\$1,063.35	
DD20908.1	01/02/2024	Transport	Kondinin Licensing	1		(\$133.60)
KND01/02/202	01/02/2024	Transport	Kondinin Licensing	1	\$133.60	
DD20914.1	02/02/2024	Transport	Kondinin Licensing	1		(\$50.50)
KND02/02/202	02/02/2024	Transport	Kondinin Licensing	1	\$50.50	
DD20923.1	05/02/2024	Transport	Kondinin Licenisng	1		(\$1,126.40)
KNL	05/02/2024	Transport	Kondinin Licenisng	1	\$1,126.40	
DD20932.1	06/02/2024	Transport	Kondinin Licensing	1		(\$49.05)
KND06/02/202	06/02/2024	Transport	Kondinin Licensing	1	\$49.05	
DD20938.1	07/02/2024	Transport	Kondinin Licensing	1		(\$246.85)
KND07/02/202	07/02/2024	Transport	Kondinin Licensing	1	\$246.85	
DD20944.1	09/02/2024	Transport	Kondinin Licensing	1		(\$534.45)
KND	09/02/2024	Transport	Kondinin Licensing	1	\$534.45	
DD20950.1	12/02/2024	Transport	Kondinin Licensing	1		(\$491.20)
KND12/02/202	12/02/2024	Transport	Kondinin Licensing	1	\$491.20	
DD20959.1	14/02/2024	Transport	Kondinin Licenisng	1		(\$444.00)
14/02/2024	14/02/2024	Transport	Kondinin Licenisng	1	\$444.00	
DD20973.1	19/02/2024	Transport	Kondinin Licenisng	1		(\$1,016.20)
KND	19/02/2024	Transport	Kondinin Licenisng	1	\$1,016.20	
DD20984.1	22/02/2024	Transport	Kondinin Licensing	1		(\$32.70)
KND22/02/202	22/02/2024	Transport	Kondinin Licensing	1	\$32.70	
DD20987.1	23/02/2024	Transport	Kondinin Licensing	1		(\$1,418.05)
KND23/02/202	23/02/2024	Transport	Kondinin Licensing	1	\$1,418.05	
DD20991.1	26/02/2024	Transport	Kondinin Licensing	1		(\$7,294.20)
KND	26/02/2024	Transport	Kondinin Licensing	1	\$7,294.20	
DD21004.1	27/02/2024	Transport	Kodninin Licensing	1		(\$3,120.05)
KND	27/02/2024	Transport	Kondinin Licensing	1	\$3,120.05	
DD21011.1	29/02/2024	Transport	Kondinin Licensing	1		(\$4,683.55)
KND29/02/202	29/02/2024	Transport	Kondinin Licensing	1	\$4,683.55	

List of Accounts Due & Submitted to Council 01/02/2024 to 29/02/2024

Chq/EFT/ INV	Date	Name	Description	Bank	Inv Amount	Paid Amount
DD20936.1	05/02/2024	National Australia Bank	Credit card charges for the month of January 2024	1		(\$507.79)
CEO's CC	05/02/2024	National Australia Bank	CEO's credit card charges: Monthly card fee \$9.00	1	\$9.00	
MCS's CC	05/02/2024	National Australia Bank	MCS credit card charges: Medical Centre efax service \$11.33, KN04 fuel \$234.46, #84 Graham St House Toilet seat replacement \$62.00, Monthly card fee \$9.00	1	\$316.79	
MOW's CC	05/02/2024	National Australia Bank	MOW's credit card charges: Conference accomodation \$179.00, Telstra Prepaid credit (\$15.00), monthly card fee \$9.00	1	\$173.00	
MPA's CC	05/02/2024	National Australia Bank	MPA's credit card charges: Monthly card fee \$9.00	1	\$9.00	
DD20930.3	01/02/2024	Westnet Pty Ltd	INTERNET	1		(\$89.95)
240300968A69	18/01/2024	Westnet Pty Ltd	INTERNET	1	\$89.95	
DD20952.1	11/02/2024	WA Local Government Superannuation Plan	Payroll deductions	1		(\$8,618.85)
SUPER	11/02/2024	WA Local Government Superannuation Plan	Superannuation contributions	1	\$7,232.88	
DEDUCTION	11/02/2024	WA Local Government Superannuation Plan	Payroll deductions	1	\$538.60	
DEDUCTION	11/02/2024	WA Local Government Superannuation Plan	Payroll deductions	1	\$20.00	
DEDUCTION	11/02/2024	WA Local Government Superannuation Plan	Payroll deductions	1	\$132.67	
DEDUCTION	11/02/2024	WA Local Government Superannuation Plan	Payroll deductions	1	\$181.62	
DEDUCTION	11/02/2024	WA Local Government Superannuation Plan	Payroll deductions	1	\$200.00	
DEDUCTION	11/02/2024	WA Local Government Superannuation Plan	Payroll deductions	1	\$164.97	
DEDUCTION	11/02/2024	WA Local Government Superannuation Plan	Payroll deductions	1	\$148.11	
DD20952.2	11/02/2024	cBus Super Administration	Superannuation contributions	1		(\$271.54)
SUPER	11/02/2024	cBus Super Administration	Superannuation contributions	1	\$271.54	
DD20952.3	11/02/2024	Prime Super	Superannuation contributions	1		(\$439.22)
DEDUCTION	11/02/2024	Prime Super	Payroll deductions	1	\$100.00	
SUPER	11/02/2024	Prime Super	Superannuation contributions	1	\$339.22	
DD20952.4	11/02/2024	YourChoice Super	Superannuation contributions	1		(\$308.11)
SUPER	11/02/2024	YourChoice Super	Superannuation contributions	1	\$308.11	
DD20952.5	11/02/2024	MLC Nominees Pty Ltd	Superannuation contributions	1		(\$1,824.44)
DEDUCTION	11/02/2024	MLC Nominees Pty Ltd	Payroll deductions	1	\$434.39	
SUPER	11/02/2024	MLC Nominees Pty Ltd	Superannuation contributions	1	\$1,390.05	
DD20952.6	11/02/2024	Host Plus	Superannuation contributions	1		(\$543.92)
SUPER	11/02/2024	Host Plus	Superannuation contributions	1	\$543.92	
DD20952.7	11/02/2024	Australian Super	Superannuation contributions	1		(\$1,119.48)
SUPER	11/02/2024	Australian Super	Superannuation contributions	1	\$1,119.48	
DD20952.8	11/02/2024	Q SUPER	Superannuation contributions	1		(\$399.55)
SUPER	11/02/2024	Q SUPER	Superannuation contributions	1	\$399.55	
DD20952.9	11/02/2024	REST Superannuation	Superannuation contributions	1		(\$51.99)
SUPER	11/02/2024	REST Superannuation	Superannuation contributions	1	\$51.99	
DD20963.1	15/02/2024	HotDoc ONLINE PTY LTD	MONTHLY ONLINE BOOKING FEE - FEBRUARY 2024	1		(\$178.20)
FEBRUARY 2024	01/02/2024	HotDoc ONLINE PTY LTD	MONTHLY ONLINE BOOKING FEE - FEBRUARY 2024	1	\$178.20	
DD20995.1	24/02/2024	Australia Post	POSTAGE - KONDININ, HYDEN & MEDICAL CENTRE	1		(\$108.57)
1013005921	03/02/2024	Australia Post	POSTAGE - KONDININ, HYDEN & MEDICAL CENTRE	1	\$108.57	
DD20997.1	25/02/2024	WA Local Government Superannuation Plan	Payroll deductions	1		(\$8,658.00)
SUPER	25/02/2024	WA Local Government Superannuation Plan	Superannuation contributions	1	\$7,276.73	
DEDUCTION	25/02/2024	WA Local Government Superannuation Plan	Payroll deductions	1	\$525.43	
DEDUCTION	25/02/2024	WA Local Government Superannuation Plan	Payroll deductions	1	\$20.00	
DEDUCTION	25/02/2024	WA Local Government Superannuation Plan	Payroll deductions	1	\$128.18	
DEDUCTION	25/02/2024	WA Local Government Superannuation Plan	Payroll deductions	1	\$181.62	

List of Accounts Due & Submitted to Council 01/02/2024 to 29/02/2024

Chq/EFT/ INV	Date	Name	Description	Bank	Inv Amount	Paid Amount
DEDUCTION	25/02/2024	WA Local Government Superannuation Plan	Payroll deductions	1	\$200.00	
DEDUCTION	25/02/2024	WA Local Government Superannuation Plan	Payroll deductions	1	\$152.01	
DEDUCTION	25/02/2024	WA Local Government Superannuation Plan	Payroll deductions	1	\$174.03	
DD20997.2	25/02/2024	Prime Super	Superannuation contributions	1		(\$451.51)
DEDUCTION	25/02/2024	Prime Super	Payroll deductions	1	\$100.00	
SUPER	25/02/2024	Prime Super	Superannuation contributions	1	\$351.51	
DD20997.3	25/02/2024	YourChoice Super	Superannuation contributions	1		(\$308.11)
SUPER	25/02/2024	YourChoice Super	Superannuation contributions	1	\$308.11	
DD20997.4	25/02/2024	Host Plus	Superannuation contributions	1		(\$688.01)
SUPER	25/02/2024	Host Plus	Superannuation contributions	1	\$688.01	
DD20997.5	25/02/2024	Australian Super	Superannuation contributions	1		(\$1,154.49)
SUPER	25/02/2024	Australian Super	Superannuation contributions	1	\$1,154.49	
DD20997.6	25/02/2024	Q SUPER	Superannuation contributions	1		(\$200.06)
SUPER	25/02/2024	Q SUPER	Superannuation contributions	1	\$200.06	
DD20997.7	25/02/2024	MERCER SMART SUPER	Superannuation contributions	1		(\$77.89)
SUPER	25/02/2024	MERCER SMART SUPER	Superannuation contributions	1	\$77.89	
DD20997.8	25/02/2024	cBus Super Administration	Superannuation contributions	1		(\$271.54)
SUPER	25/02/2024	cBus Super Administration	Superannuation contributions	1	\$271.54	
DD20952.10	11/02/2024	MERCER SMART SUPER	Superannuation contributions	1		(\$67.73)
SUPER	11/02/2024	MERCER SMART SUPER	Superannuation contributions	1	\$67.73	
DD20930.1	01/02/2024	BankWest	1704 KONDININ EFTPOS FDMSA FEE - JAN 24	1		(\$721.91)
1712 -	01/02/2024	BankWest	1712 - HYDEN EFTPOS FDMSA FEE - JAN 24	1	\$327.92	
1704 - KND	01/02/2024	BankWest	1704 KONDININ EFTPOS FDMSA FEE - JAN 24	1	\$393.99	
DD21017.1	29/02/2024	BankWest	MERCHANT FEES - EFTPOS MACHINES	1		(\$403.04)
MERFEE - FEB	29/02/2024	BankWest	MERCHANT FEES - EFTPOS MACHINES	1	\$403.04	
DD20930.2	01/02/2024	TYRO	TYRO FEES - JAN 24	1		(\$184.10)
JAN 24	01/02/2024	TYRO	TYRO FEES - JAN 24	1	\$184.10	
DD20961.1	14/02/2024	TYRO	HYDEN POOL TYRO SERVICE FEES	1		(\$108.56)
HYPOOL JAN	14/02/2024	TYRO	HYDEN POOL TYRO SERVICE FEES	1	\$108.56	
DD21015.1	28/02/2024	National Australia Bank	NAB CONNECT ACCESS & USAGE FEE - FEB 24	1		(\$60.98)
NAB CONNECT -	28/02/2024	National Australia Bank	NAB CONNECT ACCESS & USAGE FEE - FEB 24	1	\$60.98	
DD21017.2	29/02/2024	National Australia Bank	AKF ACCOUNT FEES - TRUST - FEBRUARY 2024	1		(\$20.60)
ACCOUNT FEES - MUNI	29/02/2024	National Australia Bank	AKF ACCOUNT FEES - MUNICIPAL ACCOUNT - FEBRUARY 2024	1	\$10.60	
AKF TRUST - FEB 24	29/02/2024	National Australia Bank	AKF ACCOUNT FEES - TRUST - FEBRUARY 2024	1	\$10.00	
PAY	11/02/2024	Payroll Direct	Payroll Direct Debit Of Net Pays	1		(\$68,180.89)
PAY	11/02/2024	Payroll Direct	Payroll Direct Debit Of Net Pays	1	\$68,180.89	
PAY	25/02/2024	Payroll Direct	Payroll Direct Debit Of Net Pays	1		(\$62,219.54)
PAY	25/02/2024	Payroll Direct	Payroll Direct Debit Of Net Pays	1	\$62,219.54	
Total						\$ (933,884.51)



SHIRE OF KONDININ

MONTHLY FINANCIAL REPORT

(Containing the required Statement of Financial Activity and Statement of Financial Position)
FOR THE PERIOD ENDED 29 FEBRUARY 2024

LOCAL GOVERNMENT ACT 1995

LOCAL GOVERNMENT (FINANCIAL MANAGEMENT) REGULATIONS 1996

TABLE OF CONTENTS

Statements required by regulation

Statement of Financial Activity	2
Statement of Financial Position	3
Note 1 Basis of Preparation	4
Note 2 Statement of Financial Activity Information	5
Note 3 Explanation of Material Variances	6

SUPPLEMENTARY INFORMATION

Note 4 Key information	7
Note 5 Key information - graphical	8
Note 6 Cash and financial assets	9
Note 7 Reserve accounts	10
Note 8 Capital acquisitions	11
Note 9 Disposal of assets	15
Note 10 Receivables	16
Note 11 Other current assets	17
Note 12 Payables	18
Note 13 Borrowings	19
Note 14 Other current liabilities	20
Note 15 Grants and contributions	21
Note 16 Capital grants and contributions	22
Note 17 Trust fund	23
Note 18 Budget amendments	24

SHIRE OF KONDININ
STATEMENT OF FINANCIAL ACTIVITY
FOR THE PERIOD ENDED 29 FEBRUARY 2024

Note	Original Annual Budget \$	Amended Annual Budget \$	YTD Budget (a) \$	YTD Actual (b) \$	Var. \$ (b)-(a) \$	Var. % (b)-(a)/(a) %	Var.
OPERATING ACTIVITIES							
Revenue from operating activities							
Rates	3,567,129	3,583,930	3,576,693	3,577,348	655	0.02%	
Grants, subsidies and contributions	15 310,981	454,093	389,415	413,555	24,140	6%	▲
Fees and charges	729,850	793,885	560,036	701,789	141,753	25%	▲
Service charges	0	0	0	0	0		
Interest revenue	175,252	281,110	156,758	167,723	10,965	7%	▲
Other revenue	525,189	552,748	233,902	232,811	(1,091)	(0%)	
Profit on asset disposals	9 43,808	61,546	50,558	40,356	(10,202)	(20%)	▼
Fair value adjustments to financial assets at fair value through profit or loss	0	0	0	1,261	1,261		
	5,352,209	5,727,312	4,967,361	5,134,844			
Expenditure from operating activities							
Employee costs	(2,348,132)	(2,348,132)	(1,546,734)	(1,373,467)	173,267	11%	▲
Materials and contracts	(2,525,046)	(2,579,347)	(1,422,347)	(1,175,280)	247,067	17%	▲
Utility charges	(333,350)	(333,350)	(175,749)	(213,349)	(37,600)	(21%)	▼
Depreciation	(3,400,345)	(7,653,389)	(5,094,321)	(4,391,906)	702,415	14%	▲
Finance costs	(174,500)	(174,501)	(36,177)	(36,240)	(63)	(0%)	
Insurance	(286,057)	(289,321)	(289,295)	(282,384)	6,911	2%	
Other expenditure	(320,933)	(320,933)	(191,735)	(99,357)	92,378	48%	▲
Loss on asset disposals	(156,554)	(156,554)	(78,569)	0	78,569	100%	▲
	(9,544,917)	(13,855,527)	(8,834,928)	(7,571,983)			
Non-cash amounts excluded from operating activities	2 3,513,091	7,748,397	5,122,332	4,350,289	(772,043)	(15%)	▲
Amount attributable to operating activities	(679,617)	(379,818)	1,254,765	1,913,150			
INVESTING ACTIVITIES							
Inflows from investing activities							
Capital grants, subsidies and contributions	16 4,468,522	4,650,110	2,991,402	3,381,799	390,397	13%	▲
Proceeds from disposal of assets	9 289,000	289,000	212,686	202,727	(9,959)	(5%)	
Proceeds from financial assets at amortised cost - self-supporting loans	13 77,886	77,886	20,615	20,617	2	0%	
	4,835,408	5,016,996	3,224,703	3,605,143			
Outflows from investing activities							
Purchase of property, plant and equipment	8 (4,180,116)	(4,406,681)	(1,140,937)	(651,935)	489,002	43%	▲
Purchase and construction of infrastructure	8 (5,372,787)	(5,542,544)	(4,207,023)	(4,705,572)	(498,549)	(12%)	▼
Purchase of investment property	0	0	0	0	0		
	(9,552,903)	(9,949,225)	(5,347,960)	(5,357,507)			
Non-cash amounts excluded from investing activities	0	0	0	0	0		
Amount attributable to investing activities	(4,717,495)	(4,932,229)	(2,123,257)	(1,752,364)			
FINANCING ACTIVITIES							
Inflows from financing activities							
Proceeds from borrowings	13 1,800,000	1,800,000	0	0	0		
Transfer from reserve accounts	7 900,000	900,000	0	0	0		
	2,700,000	2,700,000	0	0	0		
Outflows from financing activities							
Repayment of borrowings	13 (215,870)	(215,870)	(94,651)	(94,651)	0	0.000%	
Payment to Community Group - Self supporting loan	13 (900,000)	(900,000)	0	0	0		
Transfer to reserve accounts	7 (508,495)	(574,353)	(454,604)	(454,604)	0	0%	
	(1,624,365)	(1,690,223)	(549,255)	(549,255)	0	0%	
Amount attributable to financing activities	1,075,636	1,009,778	(549,255)	(549,255)			
MOVEMENT IN SURPLUS OR DEFICIT							
Surplus or deficit at the start of the financial year	4,321,476	4,314,223	4,314,223	4,314,223	(0)	0.000%	
Amount attributable to operating activities	(679,617)	(379,818)	1,254,765	1,913,150	658,385	(52.471%)	▲
Amount attributable to investing activities	(4,717,495)	(4,932,229)	(2,123,257)	(1,752,364)	370,893	17.468%	▲
Amount attributable to financing activities	1,075,636	1,009,778	(549,255)	(549,255)	0	0.000%	
Surplus or deficit after imposition of general rates	0	11,955	2,896,476	3,925,752	1,029,277	36%	▲

This statement is to be read in conjunction with the accompanying Financial Statements and notes.

SHIRE OF KONDININ
STATEMENT OF FINANCIAL POSITION
FOR THE PERIOD ENDED 29 FEBRUARY 2024

	NOTE	31 December 2023	31 December 2022
		\$	\$
CURRENT ASSETS			
Cash and cash equivalents	6	7,473,789	7,459,568
Trade and other receivables		1,552,808	647,255
Other financial assets	11	20,961	29,350
Inventories	11	8,773	13,945
Other assets		47	(357)
TOTAL CURRENT ASSETS		9,056,378	8,149,761
NON-CURRENT ASSETS			
Trade and other receivables		63,166	62,754
Other financial assets		115,433	157,010
Investment in associate		42,199	48,097
Property, plant and equipment		31,528,489	26,461,421
Infrastructure		233,863,391	135,147,356
TOTAL NON-CURRENT ASSETS		265,612,679	161,876,637
TOTAL ASSETS		274,669,057	170,026,398
CURRENT LIABILITIES			
Trade and other payables		236,887	226,273
Other liabilities	14	575,803	318,801
Borrowings		71,259	(119,446)
Employee related provisions	14	441,332	418,002
TOTAL CURRENT LIABILITIES		1,325,281	843,629
NON-CURRENT LIABILITIES			
Borrowings		2,150,403	2,513,375
Employee related provisions		96,727	68,904
TOTAL NON-CURRENT LIABILITIES		2,247,130	2,582,279
TOTAL LIABILITIES		3,572,411	3,425,907
NET ASSETS		271,096,646	166,600,490
EQUITY			
Retained surplus		33,574,872	31,141,183
Reserves accounts		3,855,643	3,244,759
Revaluation surplus		233,666,131	132,214,548
TOTAL EQUITY		271,096,646	166,600,490

This statement is to be read in conjunction with the accompanying notes.

SHIRE OF KONDININ
NOTES TO THE STATEMENT OF FINANCIAL ACTIVITY
FOR THE PERIOD ENDED 29 FEBRUARY 2024

1 BASIS OF PREPARATION AND SIGNIFICANT ACCOUNTING POLICIES

BASIS OF PREPARATION

The financial report comprises general purpose financial statements which have been prepared in accordance with the *Local Government Act 1995* and accompanying regulations.

Local Government Act 1995 requirements

Section 6.4(2) of the *Local Government Act 1995* read with the *Local Government (Financial Management) Regulations 1996* prescribe that the financial report be prepared in accordance with the *Local Government Act 1995* and, to the extent that they are not inconsistent with the Act, the Australian Accounting Standards. The Australian Accounting Standards (as they apply to local governments and not-for-profit entities) and Interpretations of the Australian Accounting Standards Board were applied where no inconsistencies exist.

The *Local Government (Financial Management) Regulations 1996* specify that vested land is a right-of-use asset to be measured at cost, and is considered a zero cost concessionary lease. All right-of-use assets under zero cost concessionary leases are measured at zero cost rather than at fair value, except for vested improvements on concessionary land leases such as roads, buildings or other infrastructure which continue to be reported at fair value, as opposed to the vested land which is measured at zero cost. The measurement of vested improvements at fair value is a departure from AASB 16 which would have required the Shire to measure any vested improvements at zero cost. Accounting policies which have been adopted in the preparation of this financial report have been consistently applied unless stated otherwise. Except for cash flow and rate setting information, the financial report has been prepared on the accrual basis and is based on historical costs, modified, where applicable, by the measurement at fair value of selected non-current assets, financial assets and liabilities.

THE LOCAL GOVERNMENT REPORTING ENTITY

All funds through which the Shire controls resources to carry on its functions have been included in the financial statements forming part of this financial report.

All monies held in the Trust Fund are excluded from the financial statements.

Judgements and estimates

The preparation of a financial report in conformity with Australian Accounting Standards requires management to make judgements, estimates and assumptions that effect the application of policies and reported amounts of assets and liabilities, income and expenses.

The estimates and associated assumptions are based on historical experience and various other factors believed to be reasonable under the circumstances, the results of which form the basis of making the judgements about carrying values of assets and liabilities that are not readily apparent from other sources. Actual results may differ from these estimates.

The balances, transactions and disclosures impacted by accounting estimates are as follows:

- * estimated fair value of certain financial assets
- * impairment of financial assets
- * estimation fair values of land and buildings, infrastructure and investment property
- * estimation of uncertainties made in relation to lease accounting
- * estimated useful life of intangible assets

SIGNIFICANT ACCOUNTING POLICIES

Significant accounting policies utilised in the preparation of these statements are as described within the 2023-24 Annual Budget. Please refer to the adopted budget document for details of these policies.

PREPARATION TIMING AND REVIEW

Date prepared. All known transactions up to 12 March 2024.

SHIRE OF KONDININ
NOTES TO THE STATEMENT OF FINANCIAL ACTIVITY
FOR THE PERIOD ENDED 29 FEBRUARY 2024

2 STATEMENT OF FINANCIAL ACTIVITY INFORMATION

		Last Year Closing 30 June 2023	This Time Last Year 28 February 2023	Year to Date 29 February 2024
	Note	\$	\$	\$
(a) Net current assets used in the Statement of Financial Activity				
Current Assets				
Cash and cash equivalents		9,014,350	7,459,568	7,473,789
Trade and other receivables		436,060	647,255	1,552,808
Other financial assets		41,577	29,350	20,961
Inventories		12,264	13,945	8,773
Other assets		10,335	(357)	47
		9,514,587	8,149,761	9,056,378
Less: Current liabilities				
Trade and other payables		691,750	226,273	236,887
Other liabilities		624,668	318,801	575,803
Borrowings		165,909	(119,446)	71,259
Employee related provisions		441,332	418,002	441,332
		1,923,658	843,628	1,325,281
Net current assets		7,590,929	7,306,134	7,731,097
Less: Total adjustments to net current assets	2(c)	(3,276,707)	(3,393,555)	(3,805,344)
Closing funding surplus / (deficit)		4,314,223	3,912,578	3,925,752

(b) Non-cash amounts excluded from operating activities

The following non-cash revenue and expenditure have been excluded from amounts attributable to operating activities within the Statement of Financial Activity in accordance with *Financial Management Regulation 32*.

	Annual Budget	YTD Budget (a)	YTD Actual (b)
	\$	\$	\$
Adjustments to operating activities			
Less: Profit on asset disposals	(61,546)	(50,558)	(40,356)
Less: Fair value adjustments to financial assets at fair value	0	0	(1,261)
Less: Fair value adjustments to investment in associate	0	0	0
Movement in employee benefit provisions (non-current)	0	0	0
Movement in trade and other receivables	0	0	0
Add: Loss on disposal of assets	156,554	78,569	0
Add: Depreciation of assets	3,400,345	5,094,321	4,391,906
Non cash amounts excluded from operating activities	3,495,353	5,122,333	4,350,289

(c) Current assets and liabilities excluded from budget deficiency

The following current assets and liabilities have been excluded from the net current assets used in the Statement of Financial Activity in accordance with *Financial Management Regulation 32* to agree to the surplus/(deficit) after imposition of general rates.

	30 June 2023 Carried Forward)	This Time Last Year 28 February 2023	Year to Date 29 February 2024
	\$	\$	\$
Adjustments to net current assets			
Less: Reserves - restricted cash	(3,401,039)	(3,244,759)	(3,855,643)
Less: Financial assets at amortised cost - self supporting loans	(41,577)	(29,350)	(20,961)
Add: Current portion of long-term borrowings	165,909	(119,446)	71,259
Add: Current portion of employee benefit provisions held in reserve	0	0	0
Total adjustments to net current assets	(3,276,707)	(3,393,555)	(3,805,344)

CURRENT AND NON-CURRENT CLASSIFICATION

In the determination of whether an asset or liability is current or non-current, consideration is given to the time when each asset or liability is expected to be settled. Unless otherwise stated, assets or liabilities are classified as current if expected to be settled within the next 12 months, being the Shire's operational cycle.

SHIRE OF KONDININ
STATEMENT OF FINANCIAL ACTIVITY
FOR THE PERIOD ENDED 29 FEBRUARY 2024

3 EXPLANATION OF MATERIAL VARIANCES

The material variance thresholds are adopted annually by Council as an indicator of whether the actual expenditure or revenue varies from the year to date Actual materially.
the material variance adopted by Council for the 2023-24 year is \$10,000 and 10% whichever is the greater.

Description	Note	Original Annual Budget	Amended Annual Budget	YTD Budget (a)	YTD Actual (b)	Var. \$	Var. %
		\$	\$	\$	\$	\$	%
Revenue from operating activities							
Grants, subsidies and contributions		310,981	454,093	389,415	413,555	24,140	6% ▲
Higher fuel subsidies to date.						Timing	
Fees and charges		729,850	793,886	560,036	701,789	141,753	25% ▲
Wave Rock Precinct Income, Kondinin Caravan Park Income and Medical centre income higher to date than estimated.						Timing	Permanent
Interest revenue		175,252	281,110	156,758	167,723	10,965	7% ▲
Penalty interest raised on Rates higher to date than expected.							Permanent
Profit on asset disposals		43,808	50,558	50,558	40,356	(10,202)	(20%) ▲
Lower profit on asset disposals due to delayed acquisitions.						Timing	
Expenditure from operating activities							
Employee costs		(2,348,132)	(2,348,132)	(1,546,734)	(1,373,467)	173,267	11% ▲
Operating employee costs to date lower due to outside workforce more on capital program this time of the year.						Timing	
Materials and contracts		(2,525,046)	(2,525,046)	(1,422,347)	(1,175,280)	247,067	17% ▲
Lower to date roads maintenance as most works carried out for capital program.						Timing	
Utility charges		(333,350)	(333,350)	(175,749)	(213,349)	(37,600)	(21%) ▼
Upgrade to standpipe controllers and aggregate minor differences on utilities to date.						Timing	Permanent
Depreciation		(3,400,345)	(7,653,389)	(5,094,321)	(4,391,906)	702,415	14% ▼
Higher to date actual due to recent valuation changes.						Timing	
Other expenditure		(320,933)	(320,933)	(191,735)	(99,357)	92,378	48% ▲
Community (grant) contributions paid and Medical Centre Expenses lower to date than anticipated.						Timing	
Loss on asset disposals		(156,554)	(156,554)	(78,569)	0	78,569	100% ▲
Disposal of Road plant is yet to take place due to supply timing.							
		(9,544,917)	(13,801,225)	(8,834,928)	(7,571,983)		
INVESTING ACTIVITIES							
Inflows from investing activities							
Capital grants, subsidies and contributions		4,468,522	4,650,110	2,991,402	3,381,799	390,397	13% ▲
RRG & RRUPP Capital Grants higher to date than anticipated.						Timing	
Outflows from investing activities							
Purchase of property, plant and equipment		(4,180,116)	(4,406,681)	(1,140,937)	(651,935)	489,002	43% ▼
Plant acquisitions and staff housing project to date lower than anticipated.						Timing	
Purchase and construction of infrastructure		(5,372,787)	(5,542,544)	(4,207,023)	(4,705,572)	(498,549)	(12%) ▼
RRG, R2R and LRCIP Roads construction to date higher than anticipated.						Timing	

This statement is to be read in conjunction with the accompanying Financial Statements and notes.

SHIRE OF KONDININ
 SUPPLEMENTARY INFORMATION
 FOR THE PERIOD ENDED 29 FEBRUARY 2024

4 KEY INFORMATION

Overview

Key information - graphical progressive graphs are provided on Note 5.

Statement of Financial Activity

Is presented on page 2 and shows a surplus as at February 2024 of \$ 3,925,752

Items of Significance

The material variance adopted by the Shire of Kondinin for the 2023/24 year is \$10,000 or 10% whichever is the greater. A full listing and explanation of all items considered of material variance is disclosed in Note 3.

	%	Amended Annual Budget	YTD Budget	YTD Actual
Capital Projects	Completed			
Roadworks	89%	\$ 5,083,945	\$ 3,997,574	\$ 4,518,970
Plant and Equipment	43%	\$ 1,075,237	\$ 654,879	\$ 458,668
Land and Buildings	5.4%	\$ 3,311,444	\$ 471,238	\$ 178,447
Other Infrastructure	41%	\$ 458,599	\$ 209,449	\$ 186,602
<i>(Details on Note 8)</i>				
Grants, Subsidies and Contributions	Collected			
Operating Grants, Subsidies and Contributions	91%	\$ 454,093	\$ 389,415	\$ 413,555
Capital Grants, Subsidies and Contributions	73%	\$ 4,650,110	\$ 2,991,402	\$ 3,381,799
<i>(Details on Notes 15 & 16)</i>				
		\$ 5,104,203	\$ 3,380,817	\$ 3,795,354
Rates <i>(% collected on Note 10)</i>	Levied			
	99.82%	\$ 3,583,930	\$ 3,576,693	\$ 3,577,348

% Compares current ytd actuals to annual budget

		Last Year 28 Feb 2023	Current Year 29 Feb 2024
Financial Position			
Adjusted Net Current Assets	106%	\$ 7,306,134	\$ 7,731,097
Cash and Equivalent - Unrestricted	86%	\$ 4,214,809	\$ 3,618,146
Cash and Equivalent - Restricted	119%	\$ 3,244,759	\$ 3,855,643
Receivables - Rates	161%	\$ 187,063	\$ 301,470
Receivables - Other	423%	\$ 300,909	\$ 1,272,346
Payables	60%	\$ 1,482,327	\$ 883,949
Current Ratio =	current assets minus restricted assets	5.97	4.18
	current liabilities minus liabilities associated with restricted assets		

Preparation

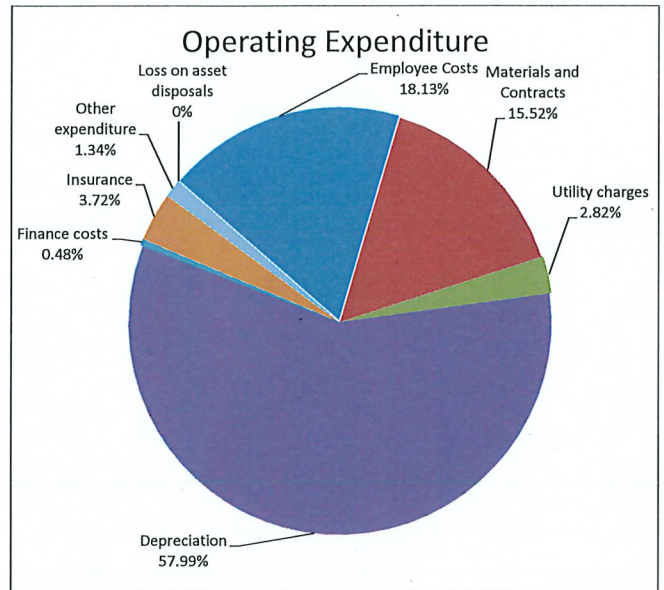
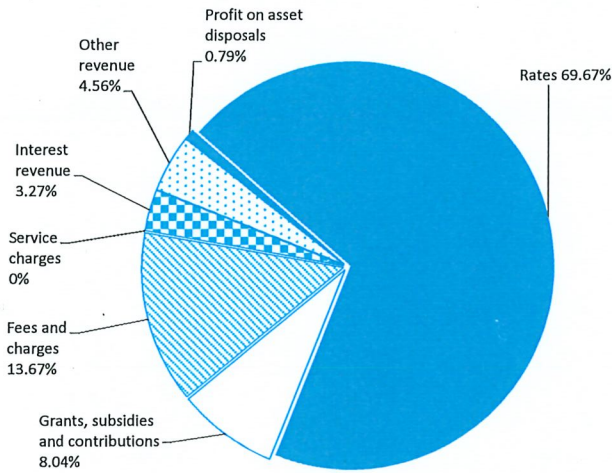
Prepared by: mcs

Reviewed by: ceo

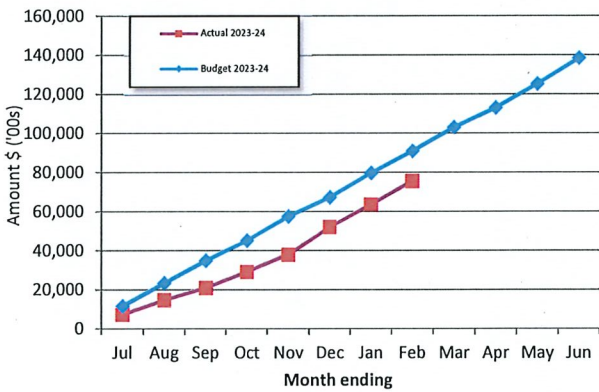
Date prepared: 12/03/2024

5. KEY INFORMATION - GRAPHICAL

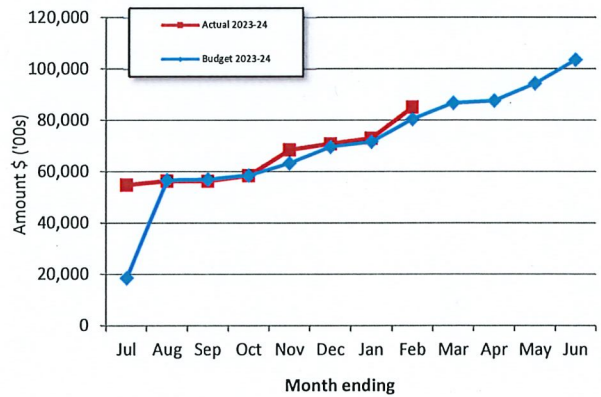
Operating Revenue



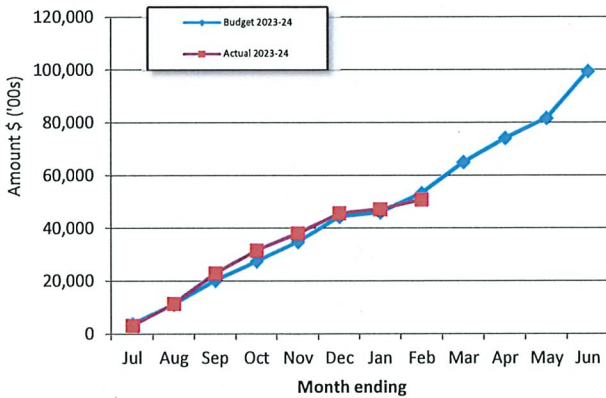
Budget Operating Expenses -v- YTD Actual



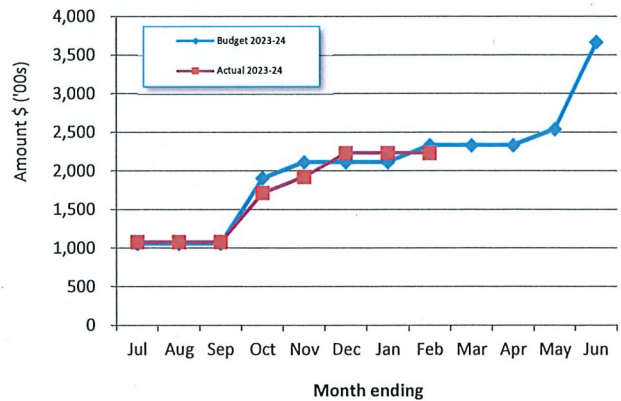
Budget Operating Revenues -v- YTD Actual



Budget Capital Expenses -v- Actual



Budget Capital Revenue -v- Actual



SHIRE OF KONDININ
SUPPLEMENTARY INFORMATION
FOR THE PERIOD ENDED 29 FEBRUARY 2024

6 CASH AND FINANCIAL ASSETS

Description	Classification	Unrestricted	Restricted	Total Cash	Trust	Institution	Interest Rate	Maturity Date
		\$	\$	\$	\$			
(a) Cash Deposits								
Petty Cash & Float	Cash and cash equivalents	1,200	0	1,200		N/A	Nil	On Hand
Municipal Bank Account	Cash and cash equivalents	1,922,813	0	1,922,813		NAB	Variable	Cheque Acc
Overnight Cash Deposit Facility	Cash and cash equivalents	6,294	0	6,294		WATC	4.05%	At Call
Trust Bank Account	Cash and cash equivalents	0	0	0	15,590	NAB	Variable	Cheque Acc.
(b) Term Deposits								
Plant Replacement Reserve	Financial assets at amortised cost	0	811,961	811,961		NAB	5.05%	18-Jun-24
SJA Capital Upgrade Reserve	Financial assets at amortised cost	0	103,922	103,922		NAB	5.05%	11-Mar-24
Medical Services Reserve	Financial assets at amortised cost	0	81,592	81,592		NAB	5.15%	04-Jun-24
Office Equipment Reserve	Financial assets at amortised cost	0	52,084	52,084		NAB	5.10%	07-Jun-24
Water Infrastructure Reserve	Financial assets at amortised cost	0	53,737	53,737		NAB	5.10%	07-Jun-24
Landfill Reserve	Financial assets at amortised cost	0	130,150	130,150		NAB	5.10%	07-Jun-24
Housing Reserve	Financial assets at amortised cost	0	521,782	521,782		NAB	5.05%	11-Jun-24
Roads Reserve	Financial assets at amortised cost	0	313,375	313,375		NAB	5.15%	11-Jun-24
Tourism Development Reserve	Financial assets at amortised cost	0	197,042	197,042		NAB	5.15%	18-Jun-24
Employee Liability Reserve	Financial assets at amortised cost	0	435,230	435,230		NAB	5.20%	24-Jun-24
Hyden Recr Facilities Reserve	Financial assets at amortised cost	0	402,455	402,455		NAB	5.20%	24-Jun-24
Hyden Visitor Centre Reserve	Financial assets at amortised cost	0	671,212	671,212		NAB	5.20%	24-Jun-24
Community Bus Reserve	Financial assets at amortised cost	0	54,407	54,407		NAB	5.20%	27-Jun-24
Radio Reserve	Financial assets at amortised cost	0	26,693	26,693		NAB	5.20%	27-Jun-24
(c) Investments								
Term Deposit	Cash and cash equivalents	2,638,486	0	2,638,486		NAB	4.60%	12-Apr-24
Hyden LCDC Fund	Financial assets at amortised cost	0	49,352	49,352		NAB	5.20%	24-Jun-24
Total		4,568,794	3,904,995	8,473,789	15,590			
Comprising								
Cash and cash equivalents		4,568,794	0	4,568,794	15,590			
Financial assets at amortised cost		0	3,904,995	3,904,995	0			
		4,568,794	3,904,995	8,473,789	15,590			

KEY INFORMATION

Cash and cash equivalents include cash on hand, cash at bank, deposits available on demand with banks and other short term highly liquid investments with original maturities of three months or less that are readily convertible to known amounts of cash and which are subject an insignificant risk of changes in value and bank overdrafts. Bank overdrafts are reported as short term borrowings in current liabilities in the statement of net current assets.

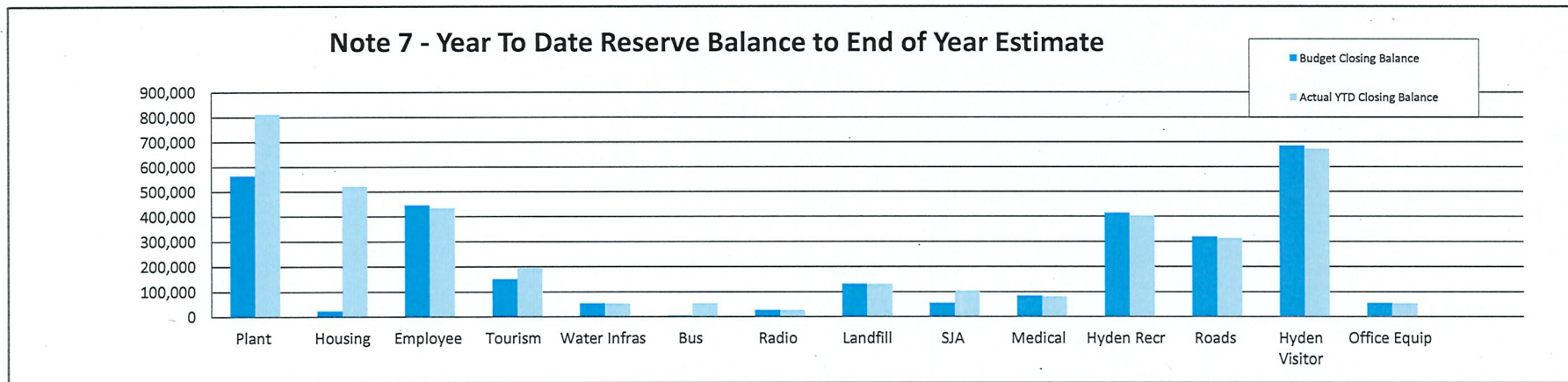
The local government classifies financial assets at amortised cost if both of the following criteria are met:

- the asset is held within a business model whose objective is to collect the contractual cashflows, and
- the contractual terms give rise to cash flows that are solely payments of principal and interest.

SHIRE OF KONDININ
 SUPPLEMENTARY INFORMATION
 FOR THE PERIOD ENDED 29 FEBRUARY 2024

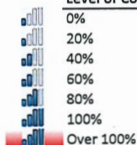
7 RESERVE ACCOUNTS

Reserve name	Budget Opening Balance	Budget Interest Earned	Amended Budget Interest Earned	Original Budget Transfers In (+)	Amended Budget Transfers In (+)	Original Budget Transfers Out (-)	Amended Budget Transfers Out (-)	Budget Closing Balance	Amended Budget Closing Balance	Actual Opening Balance	Actual Interest Earned	Actual Transfers In (+)	Actual Transfers Out (-)	Actual YTD Closing Balance
	\$	\$		\$		\$	\$	\$		\$	\$	\$	\$	\$
Plant	783,063	30,539	0	0	0	(250,000)	0	563,602	0	783,063	28,899	0	0	811,961
Housing	503,000	19,617	0	0	0	(500,000)	0	22,617	0	503,000	18,782	0	0	521,782
Employee	429,760	16,760	0	0	0	0	0	446,520	0	429,760	5,470	0	0	435,230
Tourism	157,255	6,133	0	37,984	0	(50,000)	0	151,372	0	157,255	1,803	37,984	0	197,042
Water Infrass	53,095	2,071	0	0	0	0	0	55,166	0	53,095	642	0	0	53,737
Bus	52,458	2,046	0	0	0	(50,000)	0	4,504	0	52,458	1,949	0	0	54,407
Radio	25,737	1,004	0	0	0	0	0	26,741	0	25,737	956	0	0	26,693
Landfill	37,438	1,460	0	92,259	0	0	0	131,157	0	37,438	452	92,259	0	130,150
SJA	53,278	2,078	0	50,000	0	(50,000)	0	55,356	0	53,278	644	50,000	0	103,922
Medical	80,637	3,145	0	0	0	0	0	83,782	0	80,637	955	0	0	81,592
Hyden Recr	397,451	15,500	0	0	0	0	0	412,951	0	397,451	5,004	0	0	402,455
Roads	311,051	7,800	0	0	0	0	0	318,851	0	311,051	2,325	0	0	313,375
Hyden Visitor	465,353	18,149	0	200,000	0	0	0	683,502	0	465,353	5,859	200,000	0	671,212
Office Equip	51,463	1,950	0	0	0	0	0	53,413	0	51,463	622	0	0	52,084
	3,401,039	128,252	0	380,243	0	(900,000)	0	3,009,534	0	3,401,039	74,361	380,243	0	3,855,643



8 CAPITAL ACQUISITIONS

Level of Completion Indicators




Percentage Year to Date Actual to Budget expenditure where the expenditure over budget highlighted in red.

Level of completion indicator, please see table at the end of this note for further detail.

%	Assets	Account	Original Budget	Amended Budget	YTD Budget	YTD Actual	YTD Variance	Source of Funding				Total
								Grants & Contributions	Cash Backed Reserves	Sale of Assets	Council Contribution & Loans	
			\$		\$	\$	\$					
Land and Buildings												
Housing												
0.02	Sliding Doors (Medical Centre)	07781	25,000	25,000	25,000	408	24,592	25,000	-	-	-	25,000
0.00	Staff Housing (4x2)	09181	500,000	500,000	250,000	0	250,000	-	500,000	-	-	500,000
0.00	Purchase Land (Hyden)	09181	26,000	26,000	0	0	0	-	-	-	26,000	26,000
0.00	WACHS Housing	09281	900,000	900,000	0	0	0	-	-	-	900,000	900,000
	Housing Total		1,451,000	1,451,000	275,000	408	274,592	25,000	500,000	0	926,000	1,451,000
Public Facilities/Halls												
2.88	Hyden S/Pool Building Retrofit	11281	60,000	172,786	172,786	172,786	(0)	-	-	-	172,786	172,786
0.00	Dog pound Upgrade	12181	10,000	10,000	10,000	0	10,000	-	-	-	10,000	10,000
	Public Halls Total		70,000	182,786	182,786	172,786	10,000	0	0	0	182,786	182,786
Recreation And Culture												
0.00	Kondinin Sports Pavilion Upgrade	11381	1,464,116	1,464,206	5,000	0	5,000	1,264,116	-	-	200,090	1,464,206
1.00	Land (Transfer Cost), 46 & 50 Federal St, Karlgarir	11381	0	3,452	3,452	3,452	0	-	-	-	-	-
0.01	Hyden Tennis Club Building Re-roofing (HTC)	11381	210,000	210,000	5,000	1,800	3,200	150,000	-	-	60,000	210,000
	Recreation And Culture Total		1,674,116	1,677,658	13,452	5,252	8,200	1,414,116	0	0	260,090	1,674,206
0.06	Land and Buildings Total		3,195,116	3,311,444	471,238	178,447	292,792	1,439,116	500,000	0	1,368,876	3,307,992
Furniture & Office Equip.												
Housing												
1.00	Furniture Fit out-#6 Hinck St Kondinin (Dr's House	09182	0	20,000	14,820	14,820	0	-	-	-	-	-
	Governance Total		0	20,000	14,820	14,820	0	0	0	0	0	0
Plant, Equip. & Vehicles												
Governance												
1.07	Toyota Prado (OKN) replacement	04283	60,000	60,000	60,000	64,072	(4,072)	-	-	54,000	6,000	60,000
1.00	Subaru Outback (KN04) replacement	04283	40,000	40,000	40,000	39,889	111	-	-	26,000	14,000	40,000
0.97	Subaru Outback (KN52) replacement	04283	40,000	40,000	40,000	38,802	1,198	-	-	26,000	14,000	40,000
	Governance Total		140,000	140,000	140,000	142,763	(2,763)	0	0	106,000	34,000	140,000

8 CAPITAL ACQUISITIONS



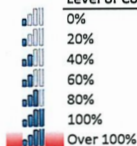
Percentage Year to Date Actual to Budget expenditure where the expenditure over budget highlighted in red.

Level of completion indicator, please see table at the end of this note for further detail.

%	Assets	Account	Original Budget	Amended Budget	YTD Budget	YTD Actual	YTD Variance	Source of Funding				Total
								Grants & Contributions	Cash Backed Reserves	Sale of Assets	Council Contribution & Loans	
	Fire Prevention											
1.00	Fire Fighting Equipment	05183	0	5,358	5,358	5,358	0	-	-	-	-	-
	Fire Prevention Total		0	5,358	5,358	5,358	0	0	0	0	0	0
	Health											
1.00	Subaru Outback (KN54) replacement	07783	40,000	40,000	40,000	39,859	141	-	-	26,000	14,000	40,000
	Health Total		40,000	40,000	40,000	39,859	141	0	0	26,000	14,000	40,000
	Transport											
0.00	Mitsubishi Tray Top (KN60) replacement	12383	70,000	70,000	70,000	0	70,000	-	-	5,000	65,000	70,000
0.00	Prime Mover (KN58) replacement	12383	260,000	260,000	260,000	0	260,000	-	200,000	60,000	-	260,000
0.00	Side Tipper (KN2111) replacement	12383	140,000	140,000	0	0	0	-	50,000	30,000	60,000	140,000
	Community Bus (KN79) replacement	12383	140,000	140,000	0	0	0	-	50,000	10,000	80,000	140,000
	Skid Steer (with Attachments)	12383	135,000	135,000	0	111,500	(111,500)	-	-	-	135,000	135,000
	Road Traffic Counters	12383	0	21,310	21,310	21,310	0	-	-	-	-	-
	Transport Total		745,000	766,310	351,310	132,810	218,500	0	300,000	105,000	340,000	745,000
	Other Economic Services											
1.00	Water Tank (DWER Grant Extn)	13683	0	59,497	59,497	73,807	(14,310)	-	-	-	59,497	59,497
	Other Economic Services Total		0	59,497	59,497	73,807	(14,310)	0	0	0	59,497	59,497
	Other Property & Services											
1.07	Toyota Prado (KN0) replacement	14283	60,000	64,072	64,072	64,072	(0)	-	-	52,000	8,000	60,000
	Other Prop & Services Total		60,000	64,072	64,072	64,072	(0)	0	0	52,000	8,000	60,000
0.47	Plant, Equip. & Vehicles Total		985,000	1,075,237	654,879	458,668	201,569	0	300,000	289,000	455,497	1,044,497
	Roads (Construction/Resheeting)											
	Transport											
0.00	Notting-Karlgarin Road - RCC006	12100	45,595	45,595	45,595	0	45,595	-	-	-	45,595	45,595
0.36	Roe Road - RCC053	12100	112,490	112,490	0	40,412	(40,412)	-	-	-	112,490	112,490
0.83	Karlgarin Lake Road - RCC056	12100	16,520	16,520	0	13,727	(13,727)	-	-	-	16,520	16,520
0.00	Bates Road - RCC068	12100	70,470	70,470	0	0	0	-	-	-	70,470	70,470
0.00	Sedgwick Road - RCC071	12100	112,220	112,220	0	0	0	-	-	-	112,220	112,220
0.87	Modesty Rock East Road - RCC088	12100	72,400	72,400	72,400	63,227	9,173	-	-	-	72,400	72,400
0.77	Holland Track Road - RCC089	12100	100,590	100,590	10,000	77,227	(67,227)	-	-	-	100,590	100,590
0.86	Higgins Road - RCC092	12100	80,440	80,440	0	69,515	(69,515)	-	-	-	80,440	80,440
0.00	Clayton Street - RCC126	12100	29,285	29,285	0	0	0	-	-	-	29,285	29,285

8 CAPITAL ACQUISITIONS

Level of Completion Indicators




Percentage Year to Date Actual to Budget expenditure where the expenditure over budget highlighted in red.

Level of completion indicator, please see table at the end of this note for further detail.

%	Assets	Account	Original Budget	Amended Budget	YTD Budget	YTD Actual	YTD Variance	Source of Funding				Total
								Grants & Contributions	Cash Backed Reserves	Sale of Assets	Council Contribution & Loans	
1.07	Lovering Road - RRG004	12110	604,900	604,900	150,000	648,413	(498,413)	403,267	-	-	201,633	604,900
0.61	Hyden Norseman Road - LRC032	12120	100,000	100,000	100,000	60,980	39,020	100,000	-	-	-	100,000
0.98	East Hyden Bin Road - LRC140	12120	213,324	213,324	213,324	208,792	4,532	213,324	-	-	-	213,324
0.94	Bendering Road - R2R010	12130	28,850	28,850	28,850	27,163	1,687	28,850	-	-	-	28,850
1.18	Tolland Road - R2R011	12130	132,030	132,030	44,000	155,832	(111,832)	132,030	-	-	-	132,030
0.96	Bendering East Road - R2R014	12130	62,852	62,852	31,426	60,571	(29,145)	62,852	-	-	-	62,852
1.25	Billericay East Road - R2R020	12130	111,244	111,244	111,244	138,731	(27,487)	111,244	-	-	-	111,244
0.00	Whyte Road - R2R035	12130	34,950	34,950	34,950	0	34,950	34,950	-	-	-	34,950
0.00	Worland Road - R2R054	12130	136,490	136,490	136,490	0	136,490	136,490	-	-	-	136,490
1.06	Hyden Norseman Road - RUP032	12140	2,694,168	2,845,425	2,845,425	2,854,175	(8,750)	1,696,399	-	-	997,769	2,694,168
0.58	Truck Carpark Hyden (Drainage...Seal)	12160	173,870	173,870	173,870	100,206	73,664	-	-	-	173,870	173,870
	Transport Total		4,932,688	5,083,945	3,997,574	4,518,970	(521,396)	2,919,406	0	0	2,013,282	4,932,688
0.92	Roadworks Total		4,932,688	5,083,945	3,997,574	4,518,970	(521,396)	2,919,406	0	0	2,013,282	4,932,688
	Public Facilities / Other Infrastructure											
	Community Amenities											
0.05	Cemetery Entrance & Carpark (KN)	10785	92,545	92,545	0	4,699	(4,699)	-	-	-	92,545	92,545
	Community Amenities Total		92,545	92,545	0	4,699	(4,699)	0	0	0	92,545	92,545
	Other Sports & Recreation											
1.00	Swimming Pool Blocks	11285	0	18,500	0	0	0	-	-	-	18,500	18,500
0.00	Carpark Hockey (Hyden)	11385	22,832	22,832	22,832	0	22,832	-	-	-	22,832	22,832
	Other Sports & Recreation Total		22,832	41,332	22,832	0	22,832	0	0	0	41,332	41,332
	Parks & Gardens											
0.87	Hockey Field Reticulation (Hyden)	11387	120,000	120,000	120,000	104,790	15,210	-	-	-	120,000	120,000
0.00	Memorial Garden Footpath (Kondinin)	11388	15,000	15,000	15,000	53	14,947	9,000	-	-	6,000	15,000
0.68	Water Fountains (Hyden)	11388	30,000	30,000	0	20,428	(20,428)	-	-	-	30,000	30,000
	Parks & Gardens Total		165,000	165,000	135,000	125,271	9,729	9,000	0	0	156,000	165,000

8 CAPITAL ACQUISITIONS



Percentage Year to Date Actual to Budget expenditure where the expenditure over budget highlighted in red.

Level of completion indicator, please see table at the end of this note for further detail.

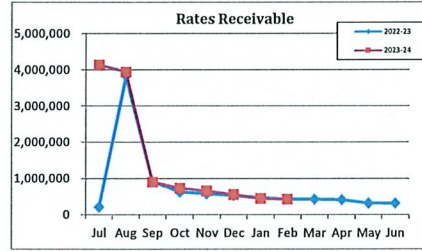
%	Assets	Account	Original Budget	Amended Budget	YTD Budget	YTD Actual	YTD Variance	Source of Funding				Total
								Grants & Contributions	Cash Backed Reserves	Sale of Assets	Council Contribution & Loans	
Transport & Depot												
0.00	Hyden Depot Undercover BBQ Area	12485	40,000	40,000	0	0	0	-	-		40,000	40,000
	Transport & Depot Total		40,000	40,000	0	0	0	0	0	0	40,000	40,000
Economic Services												
0.84	Wave Rock Tourist Precinct Improvement - WRTP	13283	67,662	67,662	6,617	56,631	(50,014)	-	50,000		17,662	67,662
0.00	Hyden Entry Signs (ESH01)	13284	45,000	45,000	45,000	0	45,000	-	-		45,000	45,000
0.00	Kondinin Caravan Park Signs	13284	7,060	7,060	0	0	0	-	-		7,060	7,060
	Economic Services Total		119,722	119,722	51,617	56,631	(5,014)	0	50,000	0	69,722	119,722
0.42	Public Facilities Total		440,099	458,599	209,449	186,602	22,847	9,000	50,000	0	399,599	458,599
0.56	Capital Expenditure Total		9,552,903	9,949,225	5,347,960	5,357,507	(4,189)	4,367,522	850,000	289,000	4,237,254	9,743,776
								Source of Funding				
Summary Acquisitions			Annual Budget	Amended Budget	YTD Budget	YTD Actual	YTD Variance	Grants	Cash Backed Reserves	Sale of Assets	Council Contribution - Operations	Total
Property, Plant and Equipment												
0.06	Land and Buildings		3,195,116	3,311,444	471,238	178,447	292,792	1,439,116	500,000	0	1,368,876	3,307,992
1.00	Furniture and Equipment		0	20,000	14,820	14,820	0	0	0	0	0	0
0.47	Plant and Equipment		985,000	1,075,237	654,879	458,668	201,569	0	300,000	289,000	455,497	1,044,497
Infrastructure												
0.92	Roadworks		4,932,688	5,083,945	3,997,574	4,518,970.21	(521,396)	2,919,406	0	0	2,013,282	4,932,688
0.42	Other Infrastructure		440,099	458,599	209,449	186,602	22,847	9,000	50,000	0	399,599	458,599
	Capital Expenditure Total		9,552,903	9,949,225	5,347,960	5,357,507	(4,189)	4,367,522	850,000	289,000	4,237,254	9,743,776

9 DISPOSAL OF ASSETS

Asset Number	Asset Description	Net Book Value	Budget			Actual			
			Proceeds	Profit	(loss)	Net Book Value	Proceeds	Profit	(loss)
PLANT & EQUIPMENT									
<i>Governance</i>									
21011	Toyota Prado (OKN)	41,271	54,000	12,729	0	42,274	56,364	14,090	0
22006	Subaru Outback (KN04)	26,195	26,000	0	(195)	25,412	30,909	5,497	0
22008	Subaru Outback (KN52)	26,195	26,000	0	(195)	29,530	32,727	3,197	0
<i>Other Health</i>									
20007	Subaru Forester (KN54)	26,195	26,000	0	(195)	23,227	30,909	7,683	0
<i>Road Plant</i>									
141503	Mitsubishi Tray Top Dual Cab (KN60)	24,023	5,000	0	(19,023)	0	0	0	0
161701	John Deere 670G Grader (KN64)	180,471	60,000	0	(120,471)	0	0	0	0
2111	Side Tipper (KN2111)	10,992	30,000	19,008	0			0	0
283	Community Bus (KN79)	26,475	10,000	0	(16,475)			0	0
<i>Other Property & Services</i>									
21010	Toyota Prado (KN0)	39,929	52,000	12,071		41,929	51,818	9,890	0
		401,746	289,000	43,808	(156,554)	162,371	202,727	40,356	0
Summary			BUDGET			ACTUAL			
			2023/2024			2023/2024			
Profit on Asset Disposals			43,808			40,356			
Loss on Asset Disposals			(156,554)			0			
			(112,746)			40,356			

10 RECEIVABLES

Rates receivable	Current	30-Jun-23
Rates receivable	\$	\$
Opening Arrears Previous Years	394,766	302,699
Rates Levied this year	3,723,337	3,589,271
Less Collections to date	(3,659,210)	(3,497,204)
Equals Current Outstanding	458,892	394,766
Net Rates Collectable	458,892	394,766
% Collected	89%	90%



Receivables - General	Credit	Current	30 Days	60 Days	90+ Days	Total
Receivables-general	\$ (630)	\$ 1,131,099	\$ 0	\$ 2,973	\$ 12,885	1,146,326
Percentage	-0.05%	98.67%	0.00%	0.26%	1.12%	
Balance per Trial Balance						1,146,326
Sundry receivables						65,072
GST receivable						(4,224)
Allowance for impairment of receivables from contract with customers						
Total Receivables General Outstanding						1,207,174

Amounts shown above include GST (where applicable)

KEY INFORMATION

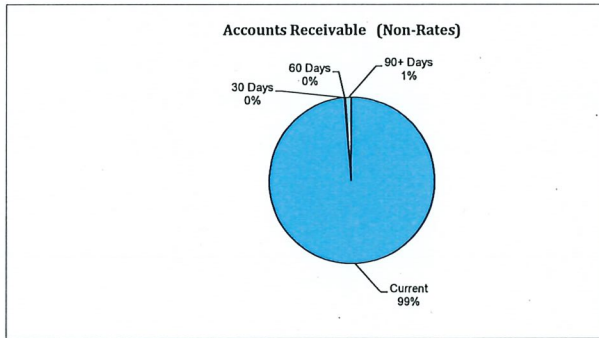
Trade and other receivables include amounts due from ratepayers for unpaid rates and other amounts due from third parties for goods sold and services performed in the ordinary course of business.

Trade receivables are recognised at original invoice amount less any allowance for uncollectible amounts (i.e. impairment). The carrying amount of net trade receivables is equivalent to fair value as it is due for settlement within 30 days.

Classification and subsequent measurement

Receivables which are generally due for settlement within 30 days except rates receivables which are expected to be collected within 12 months are classified as current assets. All other receivables such as, deferred pensioner rates receivable after the end of the reporting period are classified as non-current assets.

Trade and other receivables are held with the objective to collect the contractual cashflows and therefore the Shire measures them subsequently at amortised cost using the effective interest rate method.



SHIRE OF KONDININ
 SUPPLEMENTARY INFORMATION
 FOR THE PERIOD ENDED 29 FEBRUARY 2024

11 OTHER CURRENT ASSETS

	Opening Balance 1 July 2023	Asset Increase	Asset Reduction	Closing Balance 29 February 2024
	\$	\$	\$	\$
Other current assets				
Other financial assets at amortised cost				
Financial assets at amortised cost - self supporting loans	41,577	0	(20,617)	20,961
Inventory				
Fuel	12,264	291,067	(294,558)	8,773
Contract assets				
Contract assets	0	0	0	0
Total other current assets	53,841	291,067	(315,175)	29,733

Amounts shown above include GST (where applicable)

KEY INFORMATION

Other financial assets at amortised cost

The Shire classifies financial assets at amortised cost if both of the following criteria are met:

- the asset is held within a business model whose objectives is to collect the contractual cashflows, and
- the contractual terms give rise to cash flows that are solely payments of principal and interest.

Inventory

Inventories are measured at the lower of cost and net realisable value.

Net realisable value is the estimated selling price in the ordinary course of business less the estimated cost of completion and the estimated costs necessary to make the sale.

Contract assets

A contract asset is the right to consideration in exchange for goods or services the entity has transferred to a customer when that right is conditioned on something other than the passage of time.

SHIRE OF KONDININ
 SUPPLEMENTARY INFORMATION
 FOR THE PERIOD ENDED 29 FEBRUARY 2024


12 PAYABLES

Payables - General	Credit	Current	30 Days	60 Days	90+ Days	Total
		\$	\$	\$	\$	
Payables - general	0	0	0	0	0	0
Percentage	0%	#DIV/0!	#DIV/0!	#DIV/0!	0%	
Balance per Trial Balance						
Sundry creditors						0
Other payables						236,887
Total payables general outstanding						236,887

Amounts shown above include GST (where applicable)

KEY INFORMATION

Trade and other payables represent liabilities for goods and services provided to the Shire prior to the end of the period that are unpaid and arise when the Shire becomes obliged to make future payments in respect of the purchase of these goods and services. The amounts are unsecured, are recognised as a current liability and are normally paid within 30 days of recognition. The carrying amounts of trade and other payables are considered to be the same as their fair values, due to their short-term nature.



SHIRE OF KONDININ
 SUPPLEMENTARY INFORMATION
 FOR THE PERIOD ENDED 29 FEBRUARY 2024

13 BORROWINGS

Repayments - Borrowings

Information on Borrowings Particulars	Maturity Date	Principal 1-Jul-23	New Loans	Principal Repayments			Principal Outstanding			Interest Repayments		
				Original Budget \$	Amended Budget \$	Actual \$	Original Budget \$	Amended Budget \$	Actual \$	Original Budget \$	Amended Budget \$	Actual \$
Housing												
Loan #143 - WACHS Housing (20)		0	900,000	13,651	0	0	0	0	900,000	35,873	0	0
Community Amenities												
Loan #139 - Hyden Sewerage (20)	03/34	438,099	0	30,278	0	14,942	407,821	0	423,157	32,123	0	6,658
Loan #142 - Townsite Drainage (20)	10/38	1,417,641	0	69,291	0	34,330	1,348,350	0	1,383,311	60,899	0	19,169
Recreation & Culture												
Loan #136 - Kondinin Pool Redevelopment (20)	01/33	303,561	0	24,763	0	24,763	278,798	0	278,798	14,643	0	8,044
		2,159,301	900,000	137,983	0	74,034	2,034,969	0	2,985,267	107,664	0	33,870
Self supporting Loans												
Health												
Loan #141 - Kondinin Community Recr Committee***		0	900,000	36,309	0	0	863,691	0	900,000	32,384	0	0
Recreation & Culture												
Loan #131A - Kondinin Community Recr Committee*** (10)	05/24	10,774	0	10,774	0	5,331	0	0	5,443	330	0	230
Loan #134A Hyden Progress Association*** (10)	11/27	146,236	0	30,803	0	15,285	115,433	0	130,951	5,173	0	2,140
		157,010	900,000	77,886	0	20,617	979,124	0	1,036,394	37,887	0	2,370
Totals		2,316,312	1,800,000	215,870	0	94,651	3,014,093	0	4,021,660	145,551	0	36,240
Current borrowings		215,870							121,219			
Non-current borrowings		2,100,442							3,900,441			
		2,316,312							4,021,660			

All loan repayments were financed by general purpose revenue.
 Self Supporting loan are financed by repayments from third parties.

KEY INFORMATION

Borrowing costs are recognised as an expense when incurred except where they are directly attributable to the acquisition, construction or production of a qualifying asset. Where this is the case, they are capitalised as part of the cost of the particular asset until such time as the asset is substantially ready for its intended use or sale.

Fair values of borrowings are not materially different to their carrying amounts, since the interest payable on those borrowings is either close to current market rates or the borrowings are of a short term nature. Non-current borrowings fair values are based on discounted cash flows using a current borrowing rate.

14 OTHER CURRENT LIABILITIES

	Note	Opening Balance 1 July 2023 \$	Liability transferred from (to) non current \$	Liability Increase \$	Liability Reduction \$	Closing Balance 29 February 2024 \$
Other current liabilities						
Other liabilities						
- Contract liabilities		0	0	0	0	0
- Capital grant/contributions liabilities		624,668	0	555,303	(604,168)	575,803
Total other liabilities		624,668	0	555,303	(604,168)	575,803
Employee benefit provisions						
Annual leave		266,652	0	0	0	266,652
Long service leave		174,680	0	0	0	174,680
		441,332	0	0	0	441,332
Total other current liabilities		1,066,000	0	555,303	(604,168)	1,017,135

Amounts shown above include GST (where applicable)

KEY INFORMATION

Provisions

Provisions are recognised when the Shire has a present legal or constructive obligation, as a result of past events, for which it is probable that an outcome of economic benefits and benefits will result and that outflow can reliably measured.

Provisions are measure using the best estimate of the amounts required to settle the obligation at the end of the reporting period.

Employee Related Provisions

Short-term employee benefits

Provision is made for the Shire's obligations for short-term employee benefits. Short-term employee benefits are benefits (other than termination benefits) that are expected to be settled wholly before 12 months after the end of the annual reporting period in which the employees render the related service, including wages, salaries and sick leave.

Short-term employee benefits are measured at the (undiscounted) amounts expected to be paid when the obligation is settled.

The Shire's obligations for short-term employee benefits such as wages, salaries and sick leave are recognised as part of the current trade and other payables in the calculation of net current assets.

Other long-term employee benefits

The Shire's obligations for employees annual leave and long service leave entitlements are recognised as employee related provisions in the statement of financial position.

Long-term employee benefits are measured at the present value of the expected future payments to be made to employees. Expected future payments incorporate anticipate future wage and salary levels, durations of service and employee departures and are discounted at rates determined by reference to market yields at the end of the reporting period on government bonds that have maturity dates that approximate the terms of the obligations.

Any remeasurements for changes in assumptions of obligations for other long-term employee benefits are presented as non-current provisions in its statement of financial position, except where the Shire does not have an unconditional right to defer settlement for at least 12 months after the end of the reporting period, in which case the obligations are presented as current provisions.

Contract liabilities

An entities obligations to transfer goods or services to a customer for which the entity has received consideration (or the amount is due) from the customer.

Capital grant/contribution liabilities

Grants to acquire or construct recognisable non-financial assets to identified specifications be constructed to be controlled by the Shire are recognised as a liability until such time as the Shire satisfies its obligations under the agreement.

SHIRE OF KONDININ
 SUPPLEMENTARY INFORMATION
 FOR THE PERIOD ENDED 29 FEBRUARY 2024

15 GRANTS, SUBSIDIES AND CONTRIBUTIONS

Provider	Unspent grant, subsidies and contributions liability					Grants, subsidies and contributions revenue			
	Liability 1-Jul	Increase in Liability	Liability Reduction (As Revenue)	Liability 30-Sep	Current Liability 30-Sep	Original Annual Budget Revenue	YTD Budget	Amended Annual Budget	YTD Revenue Actual
	\$	\$	\$	\$	\$	\$	\$	\$	\$
Grants and subsidies									
General Purpose Funding									
Grants Commission - General	0	0	0	0	0	0	59,203	78,937	59,203
Grants Commission - Road Funds	0	0	0	0	0	0	37,448	49,931	37,448
Governance									
Law, Order and Public Safety									
Grant - DFES LGGS Operating Grant	0	0	0	0	0	14,728	11,046	14,728	10,843
ESL Administration Fee	0	0	0	0	0	4,000	4,000	4,000	4,000
Recreation and Culture									
Meerilinga Children Grant	0	0	0	0	0	0	0	0	1,000
Bike Week Grant	0	0	0	0	0	0	0	0	917
Local Hero Grant	0	0	0	0	0	0	0	0	182
Transport									
Anywhere Road - Mtce	0	0	0	0	0	237,753	242,497	242,497	242,497
Street Lighting Subsidy	0	0	0	0	0	4,500	0	4,500	0
Economic Services									
IGO Limited (Gourmet in the Garden) Grant	0	0	0	0	0	0	9,500	9,500	9,500
Other Property & Services									
Diesel Fuel Rebate/Subsidies	0	0	0	0	0	50,000	25,720	50,000	47,965
TOTALS	0	0	0	0	0	310,981	389,415	454,093	413,555

16 CAPITAL GRANTS, SUBSIDIES AND CONTRIBUTIONS

Provider	Unspent grant, subsidies and contributions liability					Capital grants, subsidies and contributions revenue			
	Liability 1 July 2023	Increase in Liability	Decrease in Liability (As Revenue)	Liability 30-Sep	Current Liability 30-Sep	Original Annual Budget Revenue	YTD Budget	Amended Annual Budget	YTD Actual Revenue
		\$	\$	\$	\$	\$	\$	\$	\$
Capital grants, Subsidies and Contributions									
Governance									
LRCI-3 Program Grant (CCTV)	55,000	0	0	0	55,000	110,000	110,000	110,000	110,000
Health									
Primary Health Alliance (Medical Centre Sliding Door)	0	0	0	0	0	25,000	25,000	25,000	25,000
Community Amenities									
Recreation and Culture									
LRCI-4(A) Grant Kondinin Sports Pavilion	0	0	0	0	0	543,234	0	543,234	0
Department of Sports and Recreation	0	0	0	0	0	420,882	0	420,882	0
Kondinin Community Recreation Committee	0	0	0	0	0	300,000	0	300,000	0
LRC-3 Grant Hyden Tennis Court	0	0	0	0	0	150,000	557,058	150,000	0
Transport									
LRCI-4(B) Nominated Roads	0	0	0	0	0	313,324	0	313,324	0
RRG Grants - Capital Projects	0	0	0	0	0	403,267	322,614	403,267	403,266
R2R Grants - Capital Projects	0	0	0	0	0	506,416	250,000	506,416	111,244
Grant - Remote Road Upgrade Pilot Program	0	0	0	0	0	1,696,399	1,696,399	1,847,656	2,694,168
Economic Services									
DWER Grant - CBH Infrastructure	0	0	0	0	0	0	30,331	30,331	38,121
TOTALS	55,000	0	0	0	55,000	4,468,522	2,991,402	4,650,110	3,381,799

SHIRE OF KONDININ
 SUPPLEMENTARY INFORMATION
 FOR THE PERIOD ENDED 29 FEBRUARY 2024

17 TRUST FUND

Funds held at balance date over which are required by legislation to be credited to the trust fund and which are not included in the financial statements are as follows:

Description	Opening Balance 01 Jul 2023	Amount Received	Amount Paid	Closing Balance 29 Feb 2024
	\$	\$	\$	\$
Election Deposits	0	500	(400)	100
Staff Christmas Funds	14,530	27,640	(33,140)	9,030
Housing Bonds	5,540	0	(380)	5,160
Other Bonds	0	0	0	0
Miscellaneous Funds	1,300	0	0	1,300
	21,370	28,140	(33,920)	15,590

SHIRE OF KONDININ
 SUPPLEMENTARY INFORMATION
 FOR THE PERIOD ENDED 29 FEBRUARY 2024

18 BUDGET AMENDMENTS

Amendments to original budget since budget adoption. Surplus/(Deficit)

GL Code	Description	Council Resolution	Classification	Non Cash Adjustment	Increase in		Amended Budget Running Balance
					Available Cash	Decrease in Available Cash	
				\$	\$	\$	\$
	Budget Adoption	4288	Opening Surplus(Deficit)			(7,253)	(7,253)
03106	Debt Collection/Legal Costs	4288	Operating Expenses			(27,340)	(34,593)
03130	Rates discount	4288	Operating Revenue		10,526		(24,067)
03135	Ex-Gratia Rates Received	4288	Operating Revenue		6,275		(17,792)
03152	Legal Fees Relating to Rates	4288	Operating Revenue		37,100		19,308
03201	Grants Commission Grant Received - General	4288	Operating Revenue		78,937		98,245
03202	Grants Commission Grant Received - Roads	4288	Operating Revenue		49,931		148,176
03210	Interest Received in Reserves	4288	Operating Revenue		65,858		214,034
03212	Interest Recived on Investments	4288	Operating Revenue		40,000		254,034
04202	Workers Compensation - Insurance Premiums	4288	Operating Expenses			(3,264)	250,770
04272	Profit on Asset Disposal	4288	Non Cash Item	10,055			250,770
04277	Insurance Rebate	4288	Operating Revenue		7,559		258,329
05183	Purchase Plant - Fire Prevention	4288	Capital Expenses			(5,358)	252,971
07711	Profit on Asset Disposal	4288	Non Cash Item	7,683			252,971
07796	Transfer from Medical Services Reserve	4288	Capital Revenue		20,000		272,971
09182	Purchase Furniture & Equipment - Staff Housing	4288	Capital Expenses			(20,000)	252,971
10170	Domestic & Commercial Bin Charges	4288	Operating Revenue		20,681		273,652
10200	Other Sanitation Expenses	4288	Operating Expenses			(6,961)	266,691
10670	Income Relating to Town Planning & Regional Developn	4288	Operating Revenue		6,255		272,946
11281	Purchase Land & Buildings - Swimming Areas and Beac	4288	Capital Expenses			(112,786)	160,160
11285	Purchase other Infrastructure - Swimming Areas and Beaches	4288	Capital Expenses			(18,500)	141,660
11320	Kondinin Sporting Precinct	4288	Operating Expenses			(25,000)	116,660
11321	Hyden sporting Precinct	4288	Operating Expenses			(25,000)	91,660
11354	Community Mural Expenses	4288	Operating Expenses			(20,000)	71,660
11381	Purchase Land & Buildings - Other Rec & Sports	4288	Capital Expenses			(3,542)	68,118
12277	Grant - Remote Road Upgrade Program	4288	Operating Revenue		151,257		219,375
12140	Remote road Upgrade Pilot Program	4288	Capital Expenses			(151,257)	68,118
12200	Road Maintenance	4288	Operating Expenses		50,000		118,118
12266	Depreciation Roads	4288	Non Cash Item	(4,191,244)			118,118
12267	Depreciation Other Infrastructure	4288	Non Cash Item	(25,000)			118,118
12272	Grant - MRWA Direct	4288	Operating Revenue		4,744		122,862
12383			Capital Expenses			(21,310)	
	Purchase Plant & Equipment - Road Plant Purchases	4288					101,552
12650	Depreciation Expense - Aerodromes	4288	Non Cash Item	(39,800)			101,552
13179	Grants, Subsidies and Contributions	4288	Operating Revenue		9,500		111,052
13260	Depreciation Expense - Tourism & Area Promotion	4288	Non Cash Item	12,500			111,052
13650	Depreciation Expens - Other Eco Serv	4288	Non Cash Item	(9,500)			111,052
13679	Grant and Contributions - Other Eco Serv	4288	Operating Revenue		30,331		141,383
13683	Purchase Plant & Equipment - Other Eco Serv	4288	Capital Expenses			(59,498)	81,885
14283	Purchase Plant - Public Works Overhead	4288	Capital Expenses			(4,072)	77,813
70102	Transfer to Reserves	4288	Capital Expenses			(65,858)	11,955
Closing Funding Surplus (Deficit)				(4,235,306)	588,953	(576,997)	11,955

9.2.4 Fees & Charges 2023/24

SHIRE OF KONDININ

Schedule of Fees and Charges 23-24

Building Permit Application Certified

B (i) Residential Class 1 & 10	0.19% of estimated value of work minimum \$110.00	\$ 110.00 !
(ii) Non Residential Class 10 farm storage shed		
(iii) Commercial Class 2 to 9	0.09% of estimated value of work minimum \$110.00	\$ 110.00 !
(iv) Application to extend duration of building permit		\$ 110.00 !
(v) Amended Plans – Minor - Inc GST		
Building Services Levy (BSL) – value < \$45,000		\$ 61.65 !
Building Services Levy (BSL) – value > \$45,000	0.137% x value of work	!
Building Construction Industry Training Levy	x .02% if value is above \$20,000	

Demolition Permit Application

(i) Class 1 & 10 per building		\$ 110.00 !
(ii) Class 2 to 9		\$ 110.00 !
(iii) Application to extend duration of demolition permit		\$ 110.00 !
Building Services Levy (BSL) – value < \$45,000		\$ 61.65 !
Building Services Levy (BSL) – value > \$45,000	0.137% x value of work	!
Building Services Levy (BSL) - Demotion Permit - value < \$45,000		\$ 61.65 !
Building Services Levy (BSL) - Demotion Permit - value > \$45,000		!
Building Construction Industry Training Levy	0.2% of the total value or \$200 in every \$100,000 worth of project value	

Building Approval Certificate or Occupancy Permit Application

(i) Unauthorised building work		
(ii) Authorised building work		\$ 110.00 !
(iii) Strata Scheme Registration, Plan of subdivision Class 1&10		
(iv) Extension of time permit is valid		\$ 110.00 !
Building Services Levy (BSL) – Occupancy permit or building approval certificate for approved building work under SS47, 49, 50 or 52 of the Building Act		\$ 61.65 !
Building Services Levy (BSL) – Occupancy permit or building approval certificate for unauthorised building work under s51 of the Building Act - \$45,000 or less		\$ 123.30 !
Building Services Levy (BSL) – Occupancy permit or building approval certificate for unauthorised building work under s51 of the Building Act - over \$45,000	0.274% of the value of the work	!

Building Services Levy (BSL) for Occupancy Permit or Building Approval Certificate

(i) Approved building work under Section 47, 49, 50 or 52 of the Building Act	!	\$ 61.65 !
(iii) Unauthorised building work under Section 51 of the Building Act <\$45,000		\$ 123.30 !
(iv) Unauthorised building work under Section 51 of the Building Act >\$45,000		
(v) Occupancy Permit under Section 46 of the Building Act or modification for additional use under Section 48 (temporary) NO LEVY IS PAYABLE		

Applications for occupancy permits, building approval certificates

1 Application for an occupancy permit for a completed building		\$ 110.00 !
2 Application for a temporary occupancy permit for an incomplete building		\$ 110.00 !
3 Application for modification of an occupancy permit for additional use of a building on a temporary basis		\$ 110.00 !
4 Application for a replacement occupancy permit for permanent change of the building's use, classification		\$ 110.00 !
6 Application for an occupancy permit for a building in respect of which unauthorised work has <u>not been done</u>	0.18% of estimated value but not less than \$110.00	\$ 110.00 !
7 Application for a building approval certificate for a building in respect of which unauthorised work has been done	0.38% of estimated value but not less than \$110.00	\$ 110.00 !
8 Application to replace an occupancy permit for an existing building		\$ 110.00 !

Division 3 - Other Applications

Application as defined in regulation 31 (for each building standard in respect of which a declaration is sought)	\$ 2,160.15 !
Application for approval of battery powered smoke alarms (Regulation 61)	\$ 179.40 !

Shire other Fees & Charges

1 Building Inspection Service Fee - plus \$0.91 per kilometre staff time travelled + GST	\$ 45.00 !
2 Bond for Material on street (m2 per month)	\$ 1.00 !
3 Preliminary building plans (% of Licence)	!

Street Trading License

1 For a period of one week or less	\$ 30.00
2 For a period of one months but greater than one week	\$ 60.00
3 For a period, greater than One Month \$60.00 per month or part thereof up a maximum \$600.00 in any One Year.	
4 Maximum Charge per License application	\$ 600.00

9.4.2 Compliance Audit Return



Kondinin – Compliance Audit Return

Commercial Enterprises by Local Governments				
No	Reference	Question	Response	Comments
1	s3.59(2)(a) F&G Regs 7,9,10	Has the local government prepared a business plan for each major trading undertaking that was not exempt in 2023?	Yes	WACHS Housing Project.
2	s3.59(2)(b) F&G Regs 7,8A, 8, 10	Has the local government prepared a business plan for each major land transaction that was not exempt in 2023?	N/A	
3	s3.59(2)(c) F&G Regs 7,8A, 8,10	Has the local government prepared a business plan before entering into each land transaction that was preparatory to entry into a major land transaction in 2023?	N/A	
4	s3.59(4)	Has the local government complied with public notice and publishing requirements for each proposal to commence a major trading undertaking or enter into a major land transaction or a land transaction that is preparatory to a major land transaction for 2023?	Yes	WACHS Housing Project.
5	s3.59(5)	During 2023, did the council resolve to proceed with each major land transaction or trading undertaking by absolute majority?	Yes	

Delegation of Power/Duty				
No	Reference	Question	Response	Comments
1	s5.16 (1)	Were all delegations to committees resolved by absolute majority?	Yes	
2	s5.16 (2)	Were all delegations to committees in writing?	Yes	
3	s5.17	Were all delegations to committees within the limits specified in section 5.17 of the Local Government Act 1995?	Yes	
4	s5.18	Were all delegations to committees recorded in a register of delegations?	Yes	
5	s5.18	Has council reviewed delegations to its committees in the 2022/2023 financial year?	Yes	
6	s5.42(1) & s5.43 Admin Reg 18G	Did the powers and duties delegated to the CEO exclude those listed in section 5.43 of the Local Government Act 1995?	Yes	



7	s5.42(1)	Were all delegations to the CEO resolved by an absolute majority?	Yes	
8	s5.42(2)	Were all delegations to the CEO in writing?	Yes	
9	s5.44(2)	Were all delegations by the CEO to any employee in writing?	Yes	
10	s5.16(3)(b) & s5.45(1)(b)	Were all decisions by the Council to amend or revoke a delegation made by absolute majority?	N/A	
11	s5.46(1)	Has the CEO kept a register of all delegations made under Division 4 of the Act to the CEO and to employees?	Yes	
12	s5.46(2)	Were all delegations made under Division 4 of the Act reviewed by the delegator at least once during the 2022/2023 financial year?	Yes	
13	s5.46(3) Admin Reg 19	Did all persons exercising a delegated power or duty under the Act keep, on all occasions, a written record in accordance with Local Government (Administration) Regulations 1996, regulation 19?	Yes	

Disclosure of Interest				
No	Reference	Question	Response	Comments
1	s5.67	Where a council member disclosed an interest in a matter and did not have participation approval under sections 5.68 or 5.69 of the Local Government Act 1995, did the council member ensure that they did not remain present to participate in discussion or decision making relating to the matter?	Yes	
2	s5.68(2) & s5.69(5) Admin Reg 21A	Were all decisions regarding participation approval, including the extent of participation allowed and, where relevant, the information required by the Local Government (Administration) Regulations 1996 regulation 21A, recorded in the minutes of the relevant council or committee meeting?	N/A	
3	s5.73	Were disclosures under sections 5.65, 5.70 or 5.71A(3) of the Local Government Act 1995 recorded in the minutes of the meeting at which the disclosures were made?	Yes	
4	s5.75 Admin Reg 22, Form 2	Was a primary return in the prescribed form lodged by all relevant persons within three months of their start day?	Yes	
5	s5.76 Admin Reg 23, Form 3	Was an annual return in the prescribed form lodged by all relevant persons by 31 August 2023?	Yes	



6	s5.77	On receipt of a primary or annual return, did the CEO, or the Mayor/President, give written acknowledgment of having received the return?	Yes	
7	s5.88(1) & (2)(a)	Did the CEO keep a register of financial interests which contained the returns lodged under sections 5.75 and 5.76 of the Local Government Act 1995?	Yes	
8	s5.88(1) & (2)(b) Admin Reg 28	Did the CEO keep a register of financial interests which contained a record of disclosures made under sections 5.65, 5.70, 5.71 and 5.71A of the Local Government Act 1995, in the form prescribed in the Local Government (Administration) Regulations 1996, regulation 28?	Yes	
9	s5.88(3)	When a person ceased to be a person required to lodge a return under sections 5.75 and 5.76 of the Local Government Act 1995, did the CEO remove from the register all returns relating to that person?	Yes	
10	s5.88(4)	Have all returns removed from the register in accordance with section 5.88(3) of the Local Government Act 1995 been kept for a period of at least five years after the person who lodged the return(s) ceased to be a person required to lodge a return?	Yes	
11	s5.89A(1), (2) & (3) Admin Reg 28A	Did the CEO keep a register of gifts which contained a record of disclosures made under sections 5.87A and 5.87B of the Local Government Act 1995, in the form prescribed in the Local Government (Administration) Regulations 1996, regulation 28A?	Yes	
12	s5.89A(5) & (5A)	Did the CEO publish an up-to-date version of the gift register on the local government's website?	Yes	
13	s5.89A(6)	When people cease to be a person who is required to make a disclosure under section 5.87A or 5.87B of the Local Government Act 1995, did the CEO remove from the register all records relating to those people?	Yes	
14	s5.89A(7)	Have copies of all records removed from the register under section 5.89A(6) of the Local Government Act 1995 been kept for a period of at least five years after the person ceases to be a person required to make a disclosure?	Yes	
15	s5.70(2) & (3)	Where an employee had an interest in any matter in respect of which the employee provided advice or a report directly to council or a committee, did that person disclose the nature and extent of that interest when giving the advice or report?	Yes	



16	s5.71A & s5.71B(5)	Where council applied to the Minister to allow the CEO to provide advice or a report to which a disclosure under section 5.71A(1) of the Local Government Act 1995 relates, did the application include details of the nature of the interest disclosed and any other information required by the Minister for the purposes of the application?	N/A	
17	s5.71B(6) & s5.71B(7)	Was any decision made by the Minister under section 5.71B(6) of the Local Government Act 1995, recorded in the minutes of the council meeting at which the decision was considered?	N/A	
18	s5.104(1)	Did the local government prepare and adopt, by absolute majority, a code of conduct to be observed by council members, committee members candidates that incorporates the model code of conduct?	Yes	
19	s5.104(3) & (4)	Did the local government adopt additional requirements in addition to the model code of conduct? If yes, does it comply with section 5.104(3) and (4) of the Local Government Act 1995?	N/A	
20	s5.104(7)	Has the CEO published an up-to-date version of the code of conduct for council members, committee members and candidates on the local government's website?	Yes	
21	s5.51A(1) & (3)	Has the CEO prepared and implemented a code of conduct to be observed by employees of the local government? If yes, has the CEO published an up-to-date version of the code of conduct for employees on the local government's website?	Yes	

Disposal of Property

No	Reference	Question	Response	Comments
1	s3.58(3)	Where the local government disposed of property other than by public auction or tender, did it dispose of the property in accordance with section 3.58(3) of the Local Government Act 1995 (unless section 3.58(5) applies)?	Yes	
2	s3.58(4)	Where the local government disposed of property under section 3.58(3) of the Local Government Act 1995, did it provide details, as prescribed by section 3.58(4), in the required local public notice for each disposal of property?	Yes	



Elections				
No	Reference	Question	Response	Comments
1	Elect Regs 30G(1) & (2)	Did the CEO establish and maintain an electoral gift register and ensure that all disclosure of gifts forms completed by candidates and donors and received by the CEO were placed on the electoral gift register at the time of receipt by the CEO and in a manner that clearly identifies and distinguishes the forms relating to each candidate in accordance with regulations 30G(1) and 30G(2) of the Local Government (Elections) Regulations 1997?	Yes	
2	Elect Regs 30G(3) & (4)	Did the CEO remove any disclosure of gifts forms relating to an unsuccessful candidate, or a successful candidate that completed their term of office, from the electoral gift register, and retain those forms separately for a period of at least two years in accordance with regulation 30G(4) of the Local Government (Elections) Regulations 1997?	Yes	
3	Elect Regs 30G(5) & (6)	Did the CEO publish an up-to-date version of the electoral gift register on the local government's official website in accordance with regulation 30G(5) of the Local Government (Elections) Regulations 1997?	Yes	

Finance				
No	Reference	Question	Response	Comments
1	s7.1A	Has the local government established an audit committee and appointed members by absolute majority in accordance with section 7.1A of the Local Government Act 1995?	Yes	
2	s7.1B	Where the council delegated to its audit committee any powers or duties under Part 7 of the Local Government Act 1995, did it do so by absolute majority?	Yes	
3	s7.9(1)	Was the auditor's report for the financial year ended 30 June 2023 received by the local government by 31 December 2023?	Yes	



4	s7.12A(3)	Where the local government determined that matters raised in the auditor's report prepared under section 7.9(1) of the Local Government Act 1995 required action to be taken, did the local government ensure that appropriate action was undertaken in respect of those matters?	Yes	
5	s7.12A(4)(a) & (4)(b)	Where matters identified as significant were reported in the auditor's report, did the local government prepare a report that stated what action the local government had taken or intended to take with respect to each of those matters? Was a copy of the report given to the Minister within three months of the audit report being received by the local government?	N/A	
6	s7.12A(5)	Within 14 days after the local government gave a report to the Minister under section 7.12A(4)(b) of the Local Government Act 1995, did the CEO publish a copy of the report on the local government's official website?	N/A	
7	Audit Reg 10(1)	Was the auditor's report for the financial year ending 30 June 2023 received by the local government within 30 days of completion of the audit?	Yes	

Local Government Employees

No	Reference	Question	Response	Comments
1	s5.36(4) & s5.37(3) Admin Reg 18A	Were all CEO and/or senior employee vacancies advertised in accordance with Local Government (Administration) Regulations 1996, regulation 18A?	N/A	no positions advertised.
2	Admin Reg 18E	Was all information provided in applications for the position of CEO true and accurate?	N/A	
3	Admin Reg 18F	Was the remuneration and other benefits paid to a CEO on appointment the same remuneration and benefits advertised for the position under section 5.36(4) of the Local Government Act 1995?	N/A	
4	s5.37(2)	Did the CEO inform council of each proposal to employ or dismiss senior employee?	N/A	no proposals to employ or dismiss senior employee.
5	s5.37(2)	Where council rejected a CEO's recommendation to employ or dismiss a senior employee, did it inform the CEO of the reasons for doing so?	N/A	



Official Conduct				
No	Reference	Question	Response	Comments
1	s5.120	Has the local government designated an employee to be its complaints officer?	Yes	CEO
2	s5.121(1) & (2)	Has the complaints officer for the local government maintained a register of complaints which records all complaints that resulted in a finding under section 5.110(2)(a) of the Local Government Act 1995?	N/A	no complaints.
3	S5.121(2)	Does the complaints register include all information required by section 5.121(2) of the Local Government Act 1995?	N/A	
4	s5.121(3)	Has the CEO published an up-to-date version of the register of the complaints on the local government's official website?	Yes	

Tenders for Providing Goods and Services				
No	Reference	Question	Response	Comments
1	F&G Reg 11A(1) & (3)	Did the local government comply with its current purchasing policy, adopted under the Local Government (Functions and General) Regulations 1996, regulations 11A(1) and (3) in relation to the supply of goods or services where the consideration under the contract was, or was expected to be, \$250,000 or less or worth \$250,000 or less?	Yes	
2	s3.57 F&G Reg 11	Subject to Local Government (Functions and General) Regulations 1996, regulation 11(2), did the local government invite tenders for all contracts for the supply of goods or services where the consideration under the contract was, or was expected to be, worth more than the consideration stated in regulation 11(1) of the Regulations?	Yes	
3	F&G Regs 11(1), 12(2), 13, & 14(1), (3), and (4)	When regulations 11(1), 12(2) or 13 of the Local Government Functions and General) Regulations 1996, required tenders to be publicly invited, did the local government invite tenders via Statewide public notice in accordance with Regulation 14(3) and (4)?	Yes	



4	F&G Reg 12	Did the local government comply with Local Government (Functions and General) Regulations 1996, Regulation 12 when deciding to enter into multiple contracts rather than a single contract?	N/A	no multiple contracts entered into.
5	F&G Reg 14(5)	If the local government sought to vary the information supplied to tenderers, was every reasonable step taken to give each person who sought copies of the tender documents, or each acceptable tenderer notice of the variation?	Yes	
6	F&G Regs 15 & 16	Did the local government's procedure for receiving and opening tenders comply with the requirements of Local Government (Functions and General) Regulations 1996, Regulation 15 and 16?	Yes	
7	F&G Reg 17	Did the information recorded in the local government's tender register comply with the requirements of the Local Government (Functions and General) Regulations 1996, Regulation 17 and did the CEO make the tenders register available for public inspection and publish it on the local government's official website?	Yes	
8	F&G Reg 18(1)	Did the local government reject any tenders that were not submitted at the place, and within the time, specified in the invitation to tender?	Yes	
9	F&G Reg 18(4)	Were all tenders that were not rejected assessed by the local government via a written evaluation of the extent to which each tender satisfies the criteria for deciding which tender to accept?	Yes	
10	F&G Reg 19	Did the CEO give each tenderer written notice containing particulars of the successful tender or advising that no tender was accepted?	Yes	
11	F&G Regs 21 & 22	Did the local government's advertising and expression of interest processes comply with the requirements of the Local Government (Functions and General) Regulations 1996, Regulations 21 and 22?	N/A	No EOI's requested.
12	F&G Reg 23(1) & (2)	Did the local government reject any expressions of interest that were not submitted at the place, and within the time, specified in the notice or that failed to comply with any other requirement specified in the notice?	N/A	
13	F&G Reg 23(3) & (4)	Were all expressions of interest that were not rejected under the Local Government (Functions and General) Regulations 1996, Regulation 23(1) & (2) assessed by the local government? Did the CEO list each person as an acceptable tenderer?	N/A	



14	F&G Reg 24	Did the CEO give each person who submitted an expression of interest a notice in writing of the outcome in accordance with Local Government (Functions and General) Regulations 1996, Regulation 24?	N/A	
15	F&G Regs 24AD(2) & (4) and 24AE	Did the local government invite applicants for a panel of pre-qualified suppliers via Statewide public notice in accordance with Local Government (Functions & General) Regulations 1996 regulations 24AD(4) and 24AE?	N/A	
16	F&G Reg 24AD(6)	If the local government sought to vary the information supplied to the panel, was every reasonable step taken to give each person who sought detailed information about the proposed panel or each person who submitted an application notice of the variation?	N/A	
17	F&G Reg 24AF	Did the local government's procedure for receiving and opening applications to join a panel of pre-qualified suppliers comply with the requirements of Local Government (Functions and General) Regulations 1996, Regulation 16, as if the reference in that regulation to a tender were a reference to a pre-qualified supplier panel application?	N/A	
18	F&G Reg 24AG	Did the information recorded in the local government's tender register about panels of pre-qualified suppliers comply with the requirements of Local Government (Functions and General) Regulations 1996, Regulation 24AG?	N/A	
19	F&G Reg 24AH(1)	Did the local government reject any applications to join a panel of pre-qualified suppliers that were not submitted at the place, and within the time, specified in the invitation for applications?	N/A	
20	F&G Reg 24AH(3)	Were all applications that were not rejected assessed by the local government via a written evaluation of the extent to which each application satisfies the criteria for deciding which application to accept?	N/A	
21	F&G Reg 24AI	Did the CEO send each applicant written notice advising them of the outcome of their application?	N/A	
22	F&G Regs 24E & 24F	Where the local government gave regional price preference, did the local government comply with the requirements of Local Government (Functions and General) Regulations 1996, Regulation 24E and 24F?	Yes	



Integrated Planning and Reporting				
No	Reference	Question	Response	Comments
1	Admin Reg 19C	Has the local government adopted by absolute majority a strategic community plan? If Yes, please provide the adoption date or the date of the most recent review in the Comments section?	Yes	20/04/2022
2	Admin Reg 19DA(1) & (4)	Has the local government adopted by absolute majority a corporate business plan? If Yes, please provide the adoption date or the date of the most recent review in the Comments section?	Yes	19/07/2023
3	Admin Reg 19DA(2) & (3)	Does the corporate business plan comply with the requirements of Local Government (Administration) Regulations 1996 19DA(2) & (3)?	Yes	

Optional Questions				
No	Reference	Question	Response	Comments
1	Financial Management Reg 5(2)(c)	Did the CEO review the appropriateness and effectiveness of the local government's financial management systems and procedures in accordance with the Local Government (Financial Management) Regulations 1996 regulations 5(2)(c) within the three financial years prior to 31 December 2023? If yes, please provide the date of council's resolution to accept the report.	Yes	16/03/2022
2	Audit Reg 17	Did the CEO review the appropriateness and effectiveness of the local government's systems and procedures in relation to risk management, internal control and legislative compliance in accordance with Local Government (Audit) Regulations 1996 regulation 17 within the three financial years prior to 31 December 2023? If yes, please provide date of council's resolution to accept the report.	Yes	15/06/2022
3	s5.87C	Where a disclosure was made under sections 5.87A or 5.87B of the Local Government Act 1995, were the disclosures made within 10 days after receipt	Yes	



Department of
**Local Government, Sport
and Cultural Industries**

		of the gift? Did the disclosure include the information required by section 5.87C of the Act?		
4	s5.90A(2) & (5)	Did the local government prepare, adopt by absolute majority and publish an up-to-date version on the local government’s website, a policy dealing with the attendance of council members and the CEO at events?	Yes	
5	s5.96A(1), (2), (3) & (4)	Did the CEO publish information on the local government’s website in accordance with sections 5.96A(1), (2), (3), and (4) of the Local Government Act 1995?	Yes	
6	s5.128(1)	Did the local government prepare and adopt (by absolute majority) a policy in relation to the continuing professional development of council members?	Yes	
7	s5.127	Did the local government prepare a report on the training completed by council members in the 2022/2023 financial year and publish it on the local government’s official website by 31 July 2023?	Yes	
8	s6.4(3)	By 30 September 2023, did the local government submit to its auditor the balanced accounts and annual financial report for the year ending 30 June 2023?	Yes	
9	s.6.2(3)	When adopting the annual budget, did the local government take into account all its expenditure, revenue and income?	Yes	

Chief Executive Officer

Date

Mayor/President

Date



Department of
**Local Government, Sport
and Cultural Industries**

9.4.3 Unconfirmed Minutes

**AGENDA OF THE ANNUAL ELECTORS MEETING
TO BE HELD IN THE HYDEN RECREATION CENTRE
ON WEDNESDAY, 14TH FEBRUARY, 2024 @ 6PM**

PRESENT

Councillors: Cr Kent Mouritz (Shire President); Cr Brett Smith; Cr Murray James; Cr Beverley Gangell; Cr Bruce Browning; Cr Darren Pool; Cr Paul Green; Cr Kerrie Green

Electors: Brian Mayfield; Barry James; Kath James; Frank James; Toni Smeed; Richard Smeed; Colin Muir;

Officers: David Burton (CEO); Leandr  Genis (ESO)

Apologies: Colin Nichol

The Shire President welcomed all those in attendance and declared the meeting open at 6:03pm.

CONFIRMATION OF MINUTES

Moved: Cr Paul Green

Seconded: Cr Beverley Gangell

That the Minutes of the Electors Meeting held in the Karlgarin Town Hall on 15th February 2023 is confirmed.

CARRIED

PRESIDENTS REPORT

Moved: Cr Kent Mouritz

Seconded: Brian Mayfield

That the President's Report covering the 2022/23 financial year, as presented, be received.

CARRIED

CHIEF EXECUTIVE OFFICERS REPORT

Moved: Cr Bruce Browning

Seconded: Cr Paul Green

That the Chief Executive Officers Report covering the 2022/23 financial year, as presented, be received.

CARRIED

ANNUAL FINANCIAL STATEMENT & AUDITORS REPORT

Moved: Cr Murray James

Seconded: Cr Brett Smith

That the Annual Financial Statement & Auditors Report for the year ending 30 June 2023 is received.

CARRIED

GENERAL BUSINESS

Toni & Richard Smeed arrived at the meeting at 6:07pm.

- Brian Mayfield raised his concern regarding the conditions of the ovals and requested a maintenance program update from the Shire. It was advised that the water supply is getting limited, but that the Shire is actively working on improving these assets via carting water from volunteer farmers as well as budgeting to clean out the dam currently holding our main water supply for the ovals.
- Barry James suggested the Shire correspond with CBH for their possible assistance with the water shortage currently being experienced. It was advised that the Shire is working with CBH to harvest water where possible.
- Brian Mayfield raised his concern regarding the expensive nature of building new buildings in regional areas. CEO advised that regional allowances do increase the cost of buildings for our region.

Colin Muir arrived at the meeting at 6:11pm.

CLOSURE

There being no further business the Shire President thanked those in attendance and closed the meeting at 6:19pm.

Major Projects

#	Capital Projects	22/23	23/24	24/25	25/26	Total Cost	Shire contribution	Other	Status	Quarterly Update
	Hyden Tennis Club Upgrade	XX				\$150,000				Carried forward to 23/24 Project delayed – Back to community for consultation
	Hyden Swimming Pool Change Rooms upgrade	XX				\$602,000				completed
	Hyden Swimming Pool carpark upgrade	XX				\$95,000				Completed
	Kondinin Pavilion Upgrade			XX		\$800,000				Gone to Tender
	Hyden Recreation Centre Upgrade			XX		\$3.6M	\$1.4M			Delayed for Community Funding
	Hyden Visitors Centre			XX	XX	\$7.5M				Project to be brought forward in LTFP in possible for funding. Application for planning funding

Upgrades to PTA Lease area – Hyden – Railway Barracks	XX				\$20,000				Project nearing completion.
Hyden –Norseman Road Seal		XX	XX		\$25m	\$5m			Year 2 section to start soon.
Staff Housing / Aged Housing / Professional Housing		XX	XX	XX	\$2.5m				Loan Funding applied for.
Hyden Tennis Courts Replacement	XX				\$280,000				Completed
Water for Facilities and recreation	XX				\$150,000				Ongoing
Footpaths – including street lighting	XX \$200,000	XX \$100,000	XX \$100,000	XX \$100,000	\$500,000	\$400,000			Ongoing
Karlgarin Bowling Club Tenure and building.				XX	\$600,000				Tenure matter resolved Funding being sought for building

	Continuation of Wave Rock Revitalisation Plan	XX	XX	XX	XX	\$200,000		\$50,000 annually		Ongoing.
	<u>Operational Projects</u>									
	Upgrade Playground Facilities		\$50,000	\$50,000	\$50,000	\$150,000		\$50,000 annually plus Grants		Master Plan completed
	Town Aesthetics	\$140,000	\$140,000	\$140,000	\$140,000	\$560,000				Ongoing Maintenance
	Road Verge Programme	\$50,000	\$50,000	\$50,000	\$50,000	\$200,000				Ongoing
	Plant Replacement Programme	\$760,000	\$770,000	\$753,375	\$594,500	\$2.887m				Ongoing